Book 6

Miscellaneous Archery Rounds

Run Archery and Ski Archery

world archery

Version 2026-08-15

Effective from August 15, 2026

Table of Contents

Chapter 48 Miscellaneous Rounds *1*

48.1. Target Archery Rounds **1**

48.1.1. 1440 Round 1
48.1.2. Double 1440 Round 1
48.1.3. 900 Round 1
48.1.4. Double 70 m Round 1
48.1.5. Double 50 m Round 1
48.1.6. Double 60 m Round 1
48.1.7. Double 50 m Round 1
48.1.8. 25 m Round 2
48.1.9. Combined Round 2
48.1.10. Standard Round 2
48.1.11. The Duel Match Round 4
48.1.12. Club Rounds 7
48.1.12.1. 50 m Match Round. 8

48.2. Field Rounds **10**

48.2.1. The Forest Round 10
48.2.2. Arrowhead Round 14

48.3. The Clout Round **14**

48.4. Flight Shooting **17**

Chapter 49 Run Archery *28*

49.1 Run Archery **28**

49.1.2 Shooting Material **28**

49.1.3 Classes of Athletes **30**

49.1.4 Competition Formats **30**

49.1.5 Shooting **30**

49.1.6 The Run Loop **31**

49.1.7 Results **31**

49.1.8 Equipment Control Before the Start **31**

49.1.9 Judging Procedures and Results Monitoring **31**

49.1.10 Protest on Results **32**

49.2 Technical Specifications and Regulations **32**

49.2.1 Set-up of the Competition Facility **32**

49.2.3 Starting Organisation **37**

49.2.4 The Course **37**

49.2.5 Shooting Regulations **38**

49.2.6 Start, Finish, Time and Results **42**

49.2.7 Penalties and Sanctions **43**

49.2.8 Range Officials in Run Archery Competitions **45**

49.3 Competition Formats **45**

49.3.1 Individual 4K **45**

49.3.1. Ties **46**

49.3.2 Individual Sprint **46**

49.3.3 Team Sprint and Mixed Team Sprint **49**

49.3.4 Team Double Sprint and Mixed Team Double Sprint **52**

Appendix 1 Run Archery Layouts ***56***

Chapter 50 Ski Archery ***60***

50.1 Ski Archery **60**

50.2 Classes of Athletes **60**

50.3 Event and Competition Specifications **60**

50.4 Registration and Entry **61**

50.5 Draw and Assignment of Start Numbers **63**

50.6 Awards **66**

50.7 Team Managers Meeting **66**

50.8 General Organisation and Appointment **67**

50.9 Competition Jury **68**

50.10 Jury of Appeal **70**

50.11 Technical Delegates **70**

50.12 Ski Archery International Judges **71**

50.13 Competition Facilities and Arrangements **71**

50.14 Start Areas **72**

50.15 Course and Associated Parts **74**

50.16 Shooting Range **77**

50.17 Finish Area **80**

50.18 Team Waxing and Warming Cabins **81**

50.19 Competition Equipment and Clothing **81**

50.20 Practice and Zeroing **84**

50.21 Warming-up on the Course **86**

50.23 Skiing Regulations **92**

50.24 Shooting Regulations **94**

50.25 The Finish, Competition Time and Results **98**

50.26 Timing Systems **100**

50.27 The Competition Results **100**

50.28 Appeals **102**

50.29 Penalties **102**

50.30 Disciplinary Measures **105**

50.31 Prohibitions and Sanctions for Non-Competing Persons **105**

50.32 Abbreviations **106**

Appendix 2 Ski Archery - World Archery Material Catalogue ***107***

2.1 General **107**

2.2 Material Specifications **108**

Appendix 3 Ski Archery Judging ***114***

3.1 Ski Archery International Judges' Tasks **114**

3.2 Ski Archery International Judges' Responsibilities **115**

Chapter 48 Miscellaneous Rounds

48.1. Target Archery Rounds

48.1.1. 1440 Round

The 1440 Round consists of 36 arrows from each of the following distances shot in this order:

- *60, 50, 40, 30 m for U18 Women and 50+ Women*
- *70, 60, 50, 30 m for U18 Men, U21 Women, Women and 50+ Men*
- *90, 70, 50, 30 m for U21 Men and Men*

The distances can also be shot in reverse order (from shorter to longer).

The 1440 Round may be shot in one day or on two consecutive days. If a round is shot over two days, the two longer distances will be shot on the first day, and the two shorter distances will be shot on the second day or the other way round.

The 122 cm target face is used for the 90, 70, and 60 m (and 50 m for U21 and 50+ Women) distances, and the 80 cm face is used for the 50 (other than U21 and 50+ Women), 40 and 30 m distances. The 80 cm multiple centre set-up may be used at 30, 40 and 50 m.

48.1.2. Double 1440 Round

The Double 1440 Round consists of two 1440 Rounds shot consecutively.

The Double 1440 Round will be shot over consecutive days.

48.1.3. 900 Round

The 900 Round consists of 30 arrows shot from each of the 60, 50, and 40 m distances on the 122 cm target face.

48.1.4. Double 70 m Round

The Double 70 m Round (for Recurve) consists of two 70 m Rounds shot consecutively.

48.1.5. Double 50 m Round

The Double 50 m Round (for Compound) consists of two 50 m Rounds shot consecutively.

48.1.6. Double 60 m Round

The Double 60 m Round (for U18 and 50+) consists of two 60 m Rounds shot consecutively.

48.1.7. Double 50 m Round

The Barebow Double 50 m Round consists of two Barebow 50 m Rounds shot consecutively over one or two days.

48.1.8. 25 m Round

The 25 m Round consists of 60 arrows on the 60 cm target face or the 60 cm triple face.

Target Face Setup

Round	*Face Size*	*Number of Faces*	*Scoring Rings*	*Centre Height*	*Horizontal Spacing[1]*	*Vertical Spacing[1]*
25 m	*60 cm*	*1-2 full*	*10*	*centre 130 cm +/- 2 cm*	*≥ 10 cm*	*N/A*
		1-4 vertical 3-spot	*5*	*centre 130 cm +/- 2 cm*	*≤ 2 cm*	*N/A*

48.1.9. Combined Round

The Combined Round consists of an 18 m Round and a 25 m Round shot in succession over one or two days, with either round shot first.

48.1.10. Standard Round

The Standard Round consists of 36 arrows at 50m and 36 arrows at 30m, shot in ends of 3 arrows on the 122cm target face.

48.1.10.1. Classes

For the Standard Bow Division, there is competition in the following classes:

- *U18 Women*
- *U18 Men*
- *U21 Women*
- *U21 Men*
- *Women*
- *Men*

48. 1.10.2. Athlete's Equipment

The Standard Bow equipment is defined as follows:

The requirements of Book 3, 9.1. Recurve Division will apply in its entirety with the following additional provisions or modifications:

48.1.10.2.1.

The bow must be of a simple design, either a take-apart type (with wooden or metal riser) or of one-piece construction. In both types of bow, the limbs must be of wooden and/or fibreglass construction.

48.1.10.2.1.1

The arrow rest must be of a simple, flexible or rigid design and be non-adjustable. A non-adjustable pressure point may be used and must be placed no more than 2 cm from the handle's pivot point (throat).

48.1.10.2.1.2.

One simple draw check indicator, audible and/or visual, may be used. This indicator will give only one indication of draw length.

48.1.10.2.1.3.

The bow sight must be of simple construction and must not include any vertical rack and pinion or screw type of micro-adjustment. Lateral (windage) adjustment may be made using a screw-type adjuster. The sight and any attachment to which it is fixed must comply with Article 48.1.10.2.1.9. The sight point may not be a fibre optic type.

48.1.10.2.1.4.

Any stabilisation used must comply with Article 48.1.10.2.1.9. Torque flight compensators cannot be used.

48.1.10.2.1.5.

Arrows must not exceed a specification of XX75 (9.3 mm in diameter) or equivalent and must be of an equivalent price range and performance. The nocks must be of simple construction, either conical or an insert fitting. The points must be conical or ogival in shape. The vanes must be made of soft plastic material or natural feathers.

48.1.10.2.1.6.

Finger protection must not include any form of stiffening, locating platform or device to help hold, draw and release the string.

48.1.10.2.1.7.

Field glasses, telescopes, or any other visual aid cannot be used to spot arrows. Shooting spectacles cannot be used.

48.1.10.2.1.8.

For accessories that are permitted, see Book 3, Article 9.4.1.

48.1.10.2.1.9.

The unstrung bow, complete with permitted accessories (stabilisation when extended in any direction), must be able to pass through a hole or ring of 12.2 cm inside diameter ±0.5 mm.

48.1.10.3. Awards

For the Standard Round, there will be Standard Round Awards.

48.1.10.3.1.

This will be an arrow in a circular badge superimposed with the words' World Archery Standard Round Award':

WORLD ARCHERY STANDARD ROUND AWARD					
	Arrow on White	*Arrow on Black*	*Arrow on Blue*	*Arrow on Red*	*Arrow on Gold*
Men	*500 Points*	*530 Points*	*560 points*	*590 points*	*620 points*
Women	*475 Points*	*505 Points*	*535 points*	*565 points*	*595 points*

48.1.10.3.2.

To be eligible for a Standard Round Award, an athlete must not have achieved a Star Award of 1000 points or higher using either a Recurve or Compound bow.

48.1.11. The Duel Match Round

The Duel Match Round is shot at 18 m on 40 cm vertical triple faces or 70 m on 122 cm faces.

(See Book 2, Appendix 4, Image 17: 2 x 40 cm Vertical Triple Faces for 18 m and Book 2, Appendix 4, Image 5: Outdoor Target Butt Setup.)

In addition to the rules laid down in Book 2 - Events, the following rules apply to the Duel Match Round.

48.1.11.1. The Round

48.1.11.1.1.

The Duel Match Round is shot at 18 m on 40 cm vertical triple faces or 70 m on 122 cm faces and consists of a first Qualification Round, a second Qualification Round, an Elimination Round, a Semi-Finals Round and a Finals Round.

48.1.11.1.1.1.

It is composed as follows:

- *The first Qualification Round (60 arrows - 5x12), in which all athletes are seeded by drawing lots in groups of six athletes (max. of eight groups per division and class), if possible, there will be no more than one member of the same team per group. To avoid top athletes from meeting in the first round, they will be seeded in different groups based on their scores in the previous World Championships. Each athlete of a group will shoot a series of individual matches against each of the other five athletes of the group; each match consists of four ends of three arrows shot in 90 seconds. The athletes will shoot at the same time.*
- *The second Qualification Round (60 arrows - 5x12), in which the best 24 athletes*

(eight winners, eight second best and the eight athletes with the best total scores of all groups) of each division and class are seeded by drawing lots into four groups of six athletes. Each group will consist of an equal number of winners, second-best and best total score athletes. The shooting programme is the same as in the first Qualification Round.

- *The Elimination Round (60 arrows - 5x12), in which the best 12 athletes (four winners, four second best and the four athletes with the best total score of all groups) of each division and class are seeded by drawing lots into two groups of six athletes, procedure as above. The shooting programme remains the same.*
- *In the Semi-Finals, in which the winners and the second-best athletes of the third Qualification Round will meet, the winner of one group will shoot against the second-best of the other group. Each athlete will shoot a series of sets (ends) of three arrows in 90 seconds. A tie in score will be broken by a shoot-off after each set. The athlete who wins four sets out of seven will win the match. The athletes will shoot alternately. The judge will decide by drawing lots which athlete will start shooting the first set. The athlete who starts shooting the first set will shoot second in the second set. The athletes will go on rotating after each set.*
- *The Finals. The winners of the Semi-Finals will proceed to the Finals; the two losers will be ranked third. The shooting programme will be the same as in the Semi-Finals.*

48.1.11.2. Range Layout

For the 18 m Duel Match Round, the 40 cm vertical triple faces are set in pairs on each buttress.

48.1.11.3. Target Faces

For the Duel Match Round, the 40 cm vertical triple face is used for the 18 m match, and the 122 cm face is used for the 70 m match.

48.1.11.4. Shooting

48.1.11.4.1.

The maximum time permitted for an athlete to shoot an end of three arrows will be 90 seconds in the Duel Match Round.

48.1.11.4.2.

In the Elimination and Finals Rounds of the Duel Match Round, no extra time will be allowed for equipment failure, but the athlete with equipment failure may leave the shooting line to repair or replace the same and return to shoot any remaining arrow(s) if the time limit

permits.

48.1.11.4.3.

For the Duel Match Round, the procedure will be as follows:

- *First Qualification Round, 24 athletes will shoot at the same time on 12 buttresses, two athletes per buttress. The 12 buttresses are arranged in groups of three so that four groups can shoot at the same time.*
- *In case of incomplete groups, athletes without opponents will receive a bye, but they will still shoot their matches alone for score (see total score). The shooting positions on the line (left-right) and the shooting lanes will change after each match.*
- *Second Qualification Round will be shot as above.*
- *In the Elimination Round, each division and class will shoot separately. Twelve (12) athletes will shoot on the six centre buttresses.*
- *Semi-Finals, each match will be shot separately, one match after the other, with two athletes per buttress, which will be placed in the centre.*
- *Finals, same procedure as for the Semi-Finals.*

48.1.11.5. Order of Shooting

48.1.11.5.1.

In the Duel Match Round, there will be two athletes per buttress, and each athlete will shoot on their own set of vertical triple faces.

48.1.11.5.2.

In the Duel Match Round, the time limit for an end of three arrows will be 90 seconds. The yellow light will go on when 30 seconds are left.

48.1.11.6. Scoring

48.1.11.6.1.

In the first and second Qualification Rounds of the Duel Match Round, the athletes score themselves.

48.1.11.6.2.

In the Elimination Round, the scores are witnessed by a judge.

48.1.11.6.3.

In the Semi-Finals and Finals Rounds of the Duel Match Round, the athletes remain behind

the shooting line, the arrows are called and scored by judges and pulled by the athlete's agents.

48.1.11.6.4.

The running scores of each match are displayed on the lane after each end or set.

48.1.11.6.5.

For the Duel Match Round, the results will be determined as follows:

- *In the Qualification and Elimination Rounds, the winner of each match will get two competition points, the loser will get no points, and in case of a tie, both athletes will get one point each.*
- *The athlete with the most points after five matches is the winner of the group and advances to the next round.*
- *The athlete with the second most points is second best and advances to the next round;*
- *The eight (four) athletes with the highest scores in their class and division advance to the second Qualification round or Elimination Round.*
- *In the Finals Rounds, the athletes will shoot up to seven sets (ends), and the athlete who first wins four sets (best of seven) wins the match.*
- *Both athletes who lose the semi-final match will be ranked in third place.*

48.1.11.6.6.

In the event of a tie for points or score to determine group ranking, there will be a shoot-off.

Both athletes will simultaneously shoot one end of three arrows on their own set of target faces on the same buttress.

If there is still a tie, each athlete will shoot one more arrow (30 seconds) on the middle face of the athlete's set of target faces. The athletes will shoot alternately. The arrow closest to the centre will resolve the tie.

If necessary, successive closest-to-centre single arrow shoot-offs on the middle face will break the tie.

In the Finals Rounds, single arrow closest-to-centre shoot-offs on the middle face will determine the winner of each set.

48.1.12. Club Rounds

A Club Round permits the athlete to shoot matches without direct elimination. Several variations are possible, which are implemented in the respective bylaws, one of which is set out below.

48.1.12.1. 50 m Match Round.

The competition:

The 50 m Match Round consists of a Ranking Round of 27 arrows at 50 m on the 122 cm target face for all. The results of this ranking round will be used to divide athletes into groups of eight in each division, regardless of their class.

The athletes in each group will shoot against each other in a 'round robin' series of matches. This will determine the top three athletes in each group.

Explanatory notes:

- *Divisions: Recurve, Compound, Barebow, Standard.*
- *Classes: All classes, regardless of gender or age, will compete together in the same divisions.*
- *Number of arrows in the Ranking Round: nine ends of three arrows each, for a total of 27 arrows.*
- *Number of arrows in the matches: seven matches of nine arrows each, for a total of 63 arrows.*
- *Total number of arrows in the competition: 90 arrows, for a total maximum score of 900 points.*
- *Ranking procedure: athletes are ranked in each division by total hits, 10s, Xs.*
- *Athletes are then repositioned on butts as follows: athletes ranked #1 - #4 to target 1 of that division, athletes #5 - #8 to target 2 and so on throughout that division. The pattern is repeated in all other divisions.*
- *In case of ties in the Ranking Round for the athletes ranked #8 - #9, #16 - #17, etc., in each division, they will be ranked by the organisers (suggestion: in alphabetical order by surname and then by given name).*
- *Assignment to groups and butts: There should be a minimum of two athletes per butt and a minimum of four athletes in one group. That means that divisions with fewer than four athletes are not eligible to compete. Organisers will arrange at their discretion the last two or more groups in the ranking of each division in order to comply with this minimum.*
- *In each group, each athlete will shoot seven matches, each of which will be three ends of three arrows.*
- *Matches will be shot in the following sequence (considering Targets 1 and 2 as of the same group):*

- *First series of matches (matches one to four):*
  - *A1-A2 B1-B2 C1-C2 D1-D2*
  - *A1-B2 B1-C2 C1-D2 D1-A2*
  - *A1-C2 B1-D2 C1-A2 D1-B2*
  - *A1-D2 B1-A2 C1-B2 D1-C2*
- *Second series of matches (matches five to seven):*
  - *A1-D1 B1-C1 A2-D2 B2-C2*
  - *A1-C1 B1-D1 A2-C2 B2-D2*
  - *A1-B1 C1-D1 A2-B2 C2-D2*
- *The result of the matches will be decided by score as follows: Matches won will score two points, ties one point, and a match lost will score no points. If there are byes for matches without opponents, the athlete will shoot but will score no points.*
- *Athletes winning a maximum of seven matches will gain 14 points in total.*
- *The winner in each group will be determined by the total of the match points. In the case of a tie, the total accumulated score, including the ranking round (then hits, 10s and Xs), will break the tie. In case of a final perfect tie, two or more athletes will be ranked in the same position.*
- *Each athlete will shoot 90 arrows at 50 m on 122 cm faces, thus getting a grand total score comparable to that of a 900 Round. Organisers, at their discretion, may also reward the top three grand total scores of each division, as well as the top teams per division (the top three ranked athletes make up a team).*
- *Scorecards for the 27 ranking arrows should be the standard cards used in any World Archery Outdoor or Indoor competition.*
- *The scorecard for the groups could be organised as follows: scorecards 1-1 and 1-2 will be used for target 1 in each group, and scorecards 2-1 and 2-2 will be used for target 2 in each group.*

48.1.12.2.

Recommendations: How to run the competition.

It is suggested to start the competition at around 10:30 a.m. with two ends of three practice arrows, and then the 27 arrows of the Ranking Round.

Athletes should be distributed on the targets from left to right, having already separated

them into divisions, for instance, first the Recurve Division, followed by the Barebow Division and then the Compound Division.

There should be a sufficient number of butts available to allow all athletes of a division to shoot on their own butts. In addition, at least one empty target per division should be made available.

Athletes should wear athlete numbers.

After shooting the 27 ranking arrows, athletes should be asked to leave their athlete numbers on the shooting line.

During a lunch break of approximately 45 minutes to one hour, the organisers will prepare the result of the Ranking Round and the re-positioning of the athletes on the butts.

Athletes will then be called by the organisers onto the shooting line, butt by butt, to make sure that they understand their new target assignment and allow them to pick up and wear their new athlete numbers.

The scorecards for the two groups of matches should be prepared by the organisers, including the target number and the names of opposing athletes, to make it easier for the athletes to compare each other's scores at the end of each match.

The first group of four matches will then be shot, followed by the second group of three matches.

Organisers may arrange a short interval of about 10 minutes between the two groups of matches to collect the related scorecards used to prepare a temporary results list.

The Awards ceremony should take place as soon as possible after the end of the second group of matches.

Other Club Rounds will be published as they are developed.

48.2. Field Rounds

48.2.1. The Forest Round

The Forest Round is an unmarked field round shot on any number of target faces consisting of pictures of animals.

48.2.1.1. Classes

For the Forest Round, World Archery recognises the following classes:

- *Women*
- *Men*

48.2.1.2. Divisions

For the Forest Round with equipment as specified in Book 4, Chapter 19 Athlete's Equipment:

- *Recurve*
- *Compound*
- *Barebow*
- *Longbow*
- *Traditional*

48.2.1.3. The Forest Round

48.2.1.3.1.

The Forest Round consists of any number of targets between 12 and 24, which is divisible by four, with up to three arrows per target. The Round is normally shot on unmarked courses but may be shot on marked courses provided the distances are kept within the limits as set forth in Article 48.2.1.3.2.

48.2.1.3.2. Unit for the Forest Round.

Number of targets	***Diameter of inner rings in cm***	***Distances in metres***	
		Blue peg Barebow, Longbow, Traditional	***Red peg Recurve and Compound***
3	*Ø 7.5 / 5*	*5 - 10*	*5 - 15*
3	*Ø 15 / 10*	*5 - 20*	*5 - 25*
3	*Ø 22.5 / 15*	*5 - 30*	*5 - 35*
3	*Ø 30 / 20*	*5 - 45*	*5 - 55*

Whenever possible, the pegs may be combined.

The distances of the targets of the same size will vary between long, middle and short distances.

In the Forest Round, only the first arrow hitting the scoring area will be scored in accordance with the following:

Arrow hit	***1st arrow***	***2nd arrow***	***3rd arrow***
inner ring	*15 points*	*10 points*	*5 points*
outer ring	*12 points*	*7 points*	*2 points*

48.2.1.4. Range Layout

48.2.1.4.1.

The course will be arranged so that the shooting pegs and the targets can be reached without undue difficulty, hazard or waste of time.

48.2.1.4.1.1.

The targets, as described in Article 48.2.1.3.2. will be laid out in such order as to allow maximum variety and best use of the terrain.

48.2.1.4.1.2.

At all targets, one peg or mark will be placed in such a way as to allow at least two athletes to shoot at the same time from either side of the peg.

48.2.1.4.1.3.

All pegs must be numbered with the number of the corresponding target and the distance when marked distances are to be shot. The pegs must have different colours, corresponding to each division as follows:

- *Blue for Barebow, Traditional and Longbow Divisions.*
- *Red for Recurve and Compound Divisions.*

48.2.1.4.1.4.

Faces with a 7.5 cm inner ring will be placed four per buttress in the form of a square.

48.2.1.4.1.5.

The tolerance on the distance from peg to target must not exceed ±25 cm on distances of 15 m or less and must not exceed ±1 m on distances between 15-60 m. The distance should be measured in the air, approximately 1.5-2 m above the ground. All kinds of measuring equipment can be used as long as they satisfy the tolerances.

48.2.1.4.1.6.

The butts must provide a margin to allow all scoring arrows to be in the butt. At no point may any target face be less than 15 cm from the ground. In all instances, regardless of the terrain, the buttress should be placed reasonably perpendicular to the athlete's line of sight from the peg to present the target face's full size, as much as is practically possible to the athlete.

48.2.1.4.1.7.

All targets must be numbered in succession. The numbers must be no less than 20 cm tall and be black on yellow or yellow on black, and will be placed within the approach to the pegs for that target, and will also function as the stop area for those athletes waiting for their turn to shoot.

48.2.1.4.1.8.

Faces must not be placed over any larger face, nor will there be any marks on the buttress or in the foreground that could be used as points of aim.

48.2.1.4.1.9.

Clearly visible directional signs indicating the route from target to target will be placed at adequate intervals to ensure safe and easy movement along the course.

48.2.1.4.1.10.

Suitable barriers will be placed around the course, wherever necessary, to keep spectators at a safe distance while still giving them the best possible view of the competition. Only those persons having the proper accreditation will be allowed on the course inside of the barriers.

48.2.1.5. Venue Equipment

48.2.1.5.1.

In the Forest Round, picture faces may be used as set forth below:

Diameter of inner rings			
Ø 7.5 / 5 cm	*Ø 15 / 10 cm*	*Ø 22.5 / 15 cm*	*Ø 30 / 20 cm*
Typical animals, such as:			
squirrel	*hare*	*roe deer*	*bear*
rabbit	*fox*	*wolverine*	*deer*
marten	*raccoon*	*wolf*	*wild boar*
woodcock	*wood grouse*		

48.2.1.5.2.

The Forest Round target faces consist of pictures (photograph/drawing/painting) of animals (see chart) with such colours and contrast that people with normal eyesight can see them clearly under normal daylight conditions at the relevant distances. The pictures should be printed on a white background. The picture faces have two concentric inner rings and an outer ring or line. The smaller inner ring is marked X, and the larger inner ring is the higher-scoring zone. The outer ring corresponds to the animal's body contour, if this is clear. Otherwise, there must be a clear line closely following the body contour. Organisers may use 3D animal figures instead of or in addition to animal faces.

48.2.1.6. Scoring

The Forest Round may be scored as in 3D, using the single arrow principle, at the organiser's discretion, in which case the smallest ring (X-ring) becomes the 15p ring, the inner ring becomes the 12p ring, and the outer contour of the animal target face becomes the 7p ring.

48.2.2. Arrowhead Round

The Arrowhead Round consists of 24 or 48 targets, which is two complete Field Rounds. The distances are set out in Book 2, Article 4.5.2.2. The rounds may be shot on marked, unmarked or any combination of marked and unmarked targets.

48.3. The Clout Round

The Clout Round is a long-distance shoot at a target laid out on the ground with a central flagpole called "The Clout".

48.3.1. Classes

World Archery recognises the following classes:

- *Women*
- *Men*

48.3.2. Divisions

For Clout Archery:

- *Recurve Division*
- *Compound Division*

48.3.3. The Clout Round

48.3.3.1.

The Clout Round consists of 36 arrows shot from the following distances:

- *165 m for Men Recurve*
- *125 m for Women Recurve*
- *185 m for Men Compound*
- *165 m for Women Compound*

48.3.3.2.

Shooting must be from one direction only.

48.3.3.3.

Six sighter arrows (two ends of three arrows) are permitted preceding the commencement of shooting. These must be shot under the control of a director of shooting and will not be scored.

48.3.4. Venue Equipment (Clout)

48.3.4.1.

The Clout target must be circular, 15 m in diameter and divided into five concentric scoring zones arranged from the centre outwards, each measuring 1.5 m in width. Each dividing line will be entirely within the higher-scoring zone.

48.3.4.2.

The Clout target may be marked out on the ground, or the scoring lines may be determined by a steel tape or non-stretch cord marked off at the dividing lines.

48.3.4.3.

The centre of the Clout target will be marked by a brightly coloured, distinctive triangular flag: the Clout. This flag must not measure more than 80 cm in length and 30 cm in width. The flag is to be affixed to a round pole of softwood, firmly fixed vertically in the ground so that the lower edge of the flag must not be more than 50 cm from the ground.

48.3.4.4.

The values of each scoring zone of the Clout target from the centre outwards are 5, 4, 3, 2 and 1.

48.3.5. Athletes' Equipment (Clout)

See athletes' equipment described in Book 3, Chapter 9 Athletes' Equipment as applicable.

48.3.6. Shooting (Clout)

48.3.6.1.

Each athlete will shoot arrows in ends of three or six arrows each.

48.3.6.2.

The maximum time permitted for an athlete to shoot an end of three arrows is two minutes. The maximum time permitted for an athlete to shoot an end of six arrows is four minutes.

- *Athletes may not raise the bow arm until the signal is given to start.*
- *An arrow shot before or after the allotted time will cause the athlete to lose the highest-scoring arrow of that end.*
- *In the event of an equipment failure, the athlete must raise the red flag on the shooting line. Extra time may be given to make the necessary repairs or changes to the damaged equipment. The athlete will make up the appropriate number of arrows at the earliest opportunity under the supervision of a judge.*

48.3.6.3.

Except for persons who are disabled, athletes must shoot from a standing position and without support, with their body above the shooting line.

48.3.6.4.

Under no circumstances may an arrow be reshot. An arrow may be considered to have not been shot if:

- *The athlete can touch it with the bow without moving the athlete's feet from their position in relation to the shooting line.*

48.3.6.5.

While on the shooting line, the athlete must not receive coaching assistance.

48.3.6.6.

Shooting must be in one direction only.

48.3.7. Scoring Clout

48.3.7.1.

Scoring will take place after every six arrows.

48.3.7.2.

The director of shooting will appoint one person to hold the Clout cord and one person for each scoring ring to collect the arrows in the ring. After all arrows are collected, they are sorted according to the athlete's individual marking, and the arrows must remain in that scoring ring until scored.

48.3.7.3.

Each athlete will then call the value of the arrows, commencing with those of the highest value. The director of shooting will check that all arrows are correctly called.

48.3.7.4.

The value of the arrows that do not stick in the ground are determined by the position of their points as they lie.

48.3.7.5.

Arrows sticking in the Clout or the pole will score 5.

48.3.7.6.

No athlete, except the appointed arrow gatherers, will enter the Clout target until called by name to record the value of the athlete's arrows.

48.3.7.7.

Ties in the Clout events will be decided as follows:

- *First by the least number of misses.*
- *If the tie is still undecided, then the least number of ones, and so on.*
- *If all arrows are the same, the athletes tying will be declared equal.*

48.3.7.8.

Diagram: Scoring

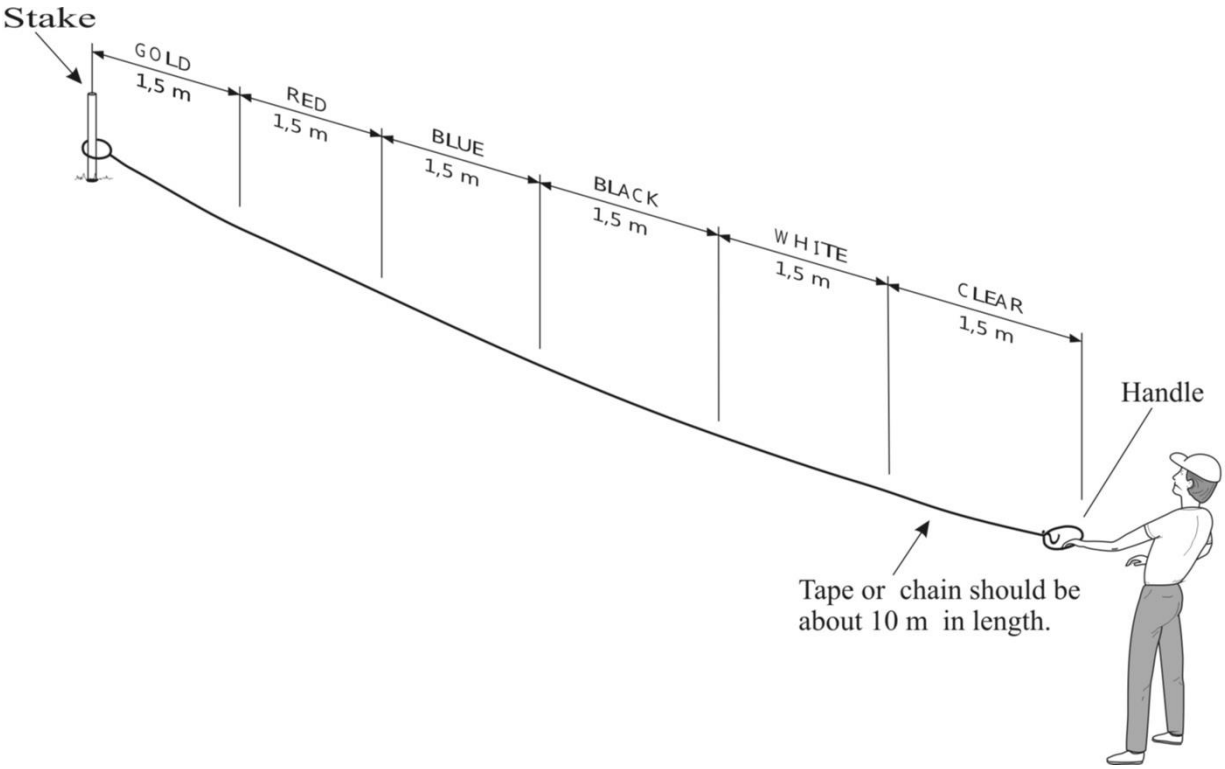

48.3.8. Shooting Control and Safety

(See [Book 3, Chapter 23 Shooting Control and Safety])

48.4. Flight Shooting

The object of flight shooting is to determine the furthest distance that can be shot with certain equipment.

48.4.1. Classes

For Flight Archery, World Archery recognises the following classes:

- *Women*
- *Men*
- *U21 Women*
- *U21 Men*

48.4.2. Divisions

For Flight Archery, World Archery recognises the following Divisions:

- *Target Recurve Bow*
- *Conventional Flight Bow*
- *American Longbow*
- *English Longbow*
- *Compound Flight Bow*
- *Compound Target Bow*
- *Foot Bow*

48.4.3. Flight Shoots

48.4.3.1.

Flight shoots consist of ends of six arrows for the greatest distance. Shooting must be in one direction only.

48.4.4. World Archery Events.

48.4.4.1.

In the discipline of Flight Archery:

- *The Target Recurve Bow all classes shoot with bow weights of:*
  - *35 lbs (15.88 kg); 50 lbs (22.7 kg).*
- *The Conventional Flight Bow Shoot with bow weights of:*
  - *39.7 lbs (18 kg); 55.1 lbs (25 kg); Unlimited for Women and U21.*
  - *39.7 lbs (18kg); 55.1 lbs (25 kg); 72.8 lbs (33 kg); Unlimited for Men.*
- *The American Longbow Shoot all classes with bow weights of:*
  - *35 lbs (15.88 kg); 50 lbs (22.7 kg); Unlimited.*
- *The English Longbow Shoot all classes with bow weights of:*

- *35 lbs (15.88 kg); 50 lbs (22.7 kg); Unlimited.*

- *The Compound Flight Bow Shoot with bow weights of:*
  - *39.7 lbs (18 kg); 55.1 lbs (25 kg); Unlimited for Women and U21.*
  - *55.1lbs (25 kg); 72.8 lbs (33 kg) Unlimited for Men.*
- *The Compound Target Bow Shoot with bow weights of:*
  - *45 lbs (20.4 kg); 60 lbs (27.2 kg) for Men, Women and U21.*
- *The Foot Bow Shoot all classes with the bow weight of:*
  - *Unlimited.*

48.4.4.2.

No division is permitted to shoot in direct competition with another division.

48.4.4.3.

Divisions to be shot in any tournament will be at the discretion of the organisers and must be advertised on the entry forms.

48.4.5. Range Layout (Flights)

48.4.5.1.

The baseline, or shooting line from which the arrows are shot and from which measurements are made, must be at least 20 m wide.

48.4.5.2.

Contest Space is the area behind the baseline and should be roped off to a distance of at least ten metres in depth to provide protection to the athletes and their equipment while shooting. Only athletes, their assistants (one for each athlete) and officials will be allowed in this area.

48.4.5.3.

The range line, which is at right angles to the baseline, must be clearly marked.

48.4.5.4.

Markers must be placed at 150 m and then at 50 m intervals to at least 50 m beyond the existing record of the longest Class being shot during that tournament.

48.4.5.5.

Red warning flags must be placed at each side of the range at 75 m from the centre line at 150 m from the shooting line.

48.4.5.6.

The landing area, defined as any ground on which the arrows are expected to land, must be at least 150 m wide. This area should be free of any obstructions.

48.4.6. Field Procedures and Measurements (Flight)

48.4.6.1.

Inspection of Landing Area:

To open the tournament, at least three members of the Contest Board or their assistants must examine the landing area to determine that there are no arrows thereon.

48.4.6.2.

Field Measurement:

- *The Organising Committee will have measured the centreline with a standard brand steel tape of certifiable accuracy. If a surveyor's measuring device, such as a theodolite or complete measuring station, is being utilised, this requirement is unnecessary.*
- *All measurements of arrows in the field will be determined by a right-angle intersection of the centreline. There will be no allowance for deviation from the centreline.*
- *At the conclusion of the Tournament, the Contest Board must re-measure the centre line to attest and certify its accuracy. If a surveyor's measuring device, such as a theodolite or complete measuring station, is being utilised, this requirement is unnecessary.*

48.4.6.3. Bow Weighing:

- *Bows must be weighed just prior to the commencement of shooting. The weight of the bow, the length of the arrow and the class for which this combination is eligible will be recorded on a label and affixed to the face of the bow.*
- *The weight of the bow will be taken at two inches less than the length of the longest arrow, and again at one inch less than the length of this arrow. The difference in these weights will be added to the last weight of the bow at full draw.*
- *When an overdraw device is used and permits a draw in excess of one inch from the back of the bow, this excess will be considered a portion of the arrow length for bow weighing purposes.*
- *Variable poundage adjustment mechanisms must be sealed by the officials at the time of qualifying. Breakage of this seal without notifying the officials will constitute*

disqualification. Bows must be re-qualified prior to shooting, should this seal be accidentally broken.

- *Weighing the bow at full draw will be optional with the athlete or the host tournament organiser.*
- *Bow weighing scales or any other method of bow weighing equipment must be tested within thirty days of the competition by a qualified agency and carry the stamp of this certification of accuracy.*
- *When a drop-weight weighing device is used, the drop weights must be made from an approved metal such as brass or steel (not lead) and be clearly marked as to each unit's weight value. The weights must be tested by a Sealer of Weights or equal authority and must carry the stamp of this test or certification.*

48.4.6.4. Arrow Marking.

- *The athlete's name or initials must be marked on each arrow.*
- *A non-duplicated serial number must be marked on each arrow.*
- *A stamp or code mark indicating the class entered must be marked on each arrow by the officials.*

48.4.7. Athletes' Equipment

This article lays down the type of equipment athletes are permitted to use when shooting for World Archery purposes.

If it becomes necessary for an athlete to use equipment which has not been inspected by the judges, the onus is on the athlete to show this equipment to the judges before using it.

Any athlete found to be using equipment contravening World Archery Rules may have scores disqualified.

48.4.7.1. Target Bow Recurve Division.

- *A bow of any type may be used, provided it subscribes to the accepted principle and meaning of the word bow as used in target archery and provided that the bow conforms to bullet 10 below.*
- *Bows must conform to Book 3, Article 9.1.1.*
- *The maximum handle riser length of the Recurve Target Flight Bow must not exceed 26 inches.*
- *Variable tillering adjustment mechanisms must be sealed by the contest board at the time of qualifying. Breakage of this seal without notifying the contest board will constitute disqualification. Bows must be re-qualified prior to shooting, should this*

seal be accidentally broken.

- *Shoot-through risers are not allowed.*
- *Forward handles and overdraws are not allowed.*
- *Athletes will use their own commercially available standard-length target arrows, points and a normal tab or shooting glove.*
- *Broadhead, edged, bodkin, silver spoon and other large diameter piles are not allowed;*
- *Bow weights for Women, Men and U21 are: 15.88 kg (35 lbs); 22.7 kg (50 lbs).*
- *The minimum length of a Target Bow being used in Target Bow Flight Classes is 64 inches for Men and 64 inches for Women and U21. The method of measurement is shown below:*

Target bows will be measured on the belly of the unstrung bow. A steel tape will follow the curvature of the bow at the tips, measured straight across from imaginary lines intersecting the nock grooves on the back. The steel tape will not follow the curvature at the handle riser. A one-inch bow length measurement tolerance will be allowed for Recurve Target Flight Bows.

48.4.7.2. Conventional Flight Bow Division.

- *Keyhole bows are allowed,*
- *Forward handles and overdraws are allowed,*
- *Inter-moving drawing and release aids are not permitted.*
- *The following traditional flight equipment may be used:*
  - *6-gold ring*
  - *Flipper strap, single, double or treble*
  - *Bloc*
  - *Sipur or extended arrow shelf*
- *Any type of arrow may be used. No arrow will be less than 14 inches long, determined by measurement from the floor of the nock to the tip of the pile.*
- *Bow weights for Men are: 18 kg (39.7 lbs); 25 kg (55.1 lbs); 33 kg (72.8 lbs); Unlimited.*
- *Bow weights for Women and U21 are: 18 kg (39.7 lbs); 25 kg (55. lbs); Unlimited.*

48.4.7.3. American Longbow Division.

- *The bow must be a minimum of 64 inches in length for men and 62 inches in length for women, measured from the string groove along the curvature on the belly side*

(side of the athlete) of the bow. A tolerance of 1/8 inch will be allowed.

- *Longbow limbs in the unstrung position may show reflex. The strung bow cannot have the string touching the limb anywhere other than in the nock grooves.*
- *A maximum handle riser length of 24 inches is allowed, including fade-out inserts, and two-piece take-down Longbows are allowed.*
- *The maximum riser width, measured at the arrow shelf or track, is 2 3/4 inches.*
- *The arrow shelf cut out or arrow ledge is the only rest allowed. It may be covered by natural materials or cloth. Elevated or collapsible arrow rests are not allowed. Overdraws are not allowed. A riser width in excess of 2 3/4 inches is considered an overdraw.*
- *The position at the belly of the bow at the arrow shelf is used to determine the weight of the bow when used for conventional flight competition.*
- *The maximum bow weight is determined by drawing the bow at its full draw, the length of the athlete's longest arrow measured from the floor of the nock to the point of the arrow. Full draw measurement is considered where the arrow point would be drawn off the arrow shelf at the belly of the bow.*
- *The release must be by fingers only. A shooting tab or glove may be used. Release aids of any type are prohibited.*
- *Wooden arrows only are allowed.*
- *Fletching must consist of feathers only.*
- *Bow weights for Men, Women and U21 are: 15.88 kg (35 lbs); 22.7 kg (50 lbs), Unlimited.*

48.4.7.4. English Longbow Division.

- *The bow must be the traditional longbow made from wood, either "self", "backed", or "laminated" with a stacked belly and nocks. It must be not less than five feet in length for an arrow of less than 27 inches and not less than 5 feet 6 inches in length for a 27" or longer arrow, this being measured along the back between the string nocks.*
- *At no point will the depth of the bow, measured from back to belly, be less than 5/8 of the width of the bow at the same cambered D-shaped cross-section. Bows of bamboo, constructed in conformity with the above, are permitted.*
- *Strings may be of either natural or man-made substance and may, if desired, embody a "kisser" at any point as required to facilitate a consistent draw position. The use of extended 'platform' tabs for this purpose is not allowed.*

- *Marks on the bow limb or rubber bands are permitted, but sights are not allowed.*
- *The bow must carry no support for the arrow.*
- *Wooden shafts only are allowed.*
- *Fletching must consist of feathers only.*
- *Bow weights for Women, Men and U21 are: 15.9 kg (35 lbs); 22.7 kg (50 lbs); Unlimited.*

48.4.7.5. Compound Flight Bow Division.

- *Bows so constructed that a mechanical advantage is obtained by the use of accessory limbs, levers, pulleys, eccentrics or similar devices. Factory modifications are permitted.*
- *Forward handles are permitted.*
- *Keyhole-type bows are permitted.*
- *Overdraws are allowed for all compound bow events. No overdraw will be allowed that permits the arrow to be drawn farther back than the brace height of the bow. The weight of compound bows will be determined at their "break over" point, or position of the normally drawn bow at which the bow's maximum poundage is achieved.*
- *Mechanical drawing aids are illegal. Flight release aids must be held in the hand. No attachments or anchors above the wrist are permitted. Mechanical release aids are permitted.*
- *Bow weights for Women and U21 are: 18 kg (39.7 lbs), 25 kg (55.1 lbs), and Unlimited.*
- *Bow weights for Men are: 25 kg (55.1 lbs), 33 kg (72.8 lbs), and Unlimited.*

48.4.7.6. Compound Target Bow Division.

- *A Compound Bow that must conform to Book 3, Article 9.2.1..*
- *Overdraws are not allowed, with the exception of the 6cm (2-3/8 in.) allowed in the pressure point (rest) (see Book 3, Article 9.2.3).*
- *Commercially available standard target arrows and points only are allowed without restriction in vane selection.*
- *Forward handles are not permitted.*
- *Keyhole bows are permitted.*
- *Mechanical drawing aids are illegal. Mechanical release aids are permitted. Attachments or anchors above the wrist but below the elbow are permitted.*

- *Bow weights for Men, Women and U21 are: 45 lbs (20.4 kg); 60 lbs (27.2 kg).*

48.4.7.7. Foot Bow Division.

- *In drawing and releasing, no mechanical aid or device is permitted.*
- *Mechanical drawing aids are illegal. Flight release aids must be held in the hand. No attachments or anchors above the wrist will be permitted.*
- *The bow must be shot with both feet placed upon the bow or in the bow stirrups. The bow will be drawn with both hands.*
- *Crossbow-type arrow tracks are not allowed.*
- *The length of arrows will be determined by measurement from the floor of the nock to the extremity of the point of the arrow. The minimum length of arrows cast from hand-held Flight Bows must not be less than 14 inches.*

48.4.7.8. Flight Draw and Release Aids.

- *Mechanical drawing aids are prohibited in all events.*
- *Mechanical release aids are allowed only for compound bow events.*
- *The term "mechanical" is taken to mean any method that embodies a plurality of interacting parts, whether such are individual pieces or spring co-joined parts capable of co-operatively acting to affect bow string release by a separating movement of at least one such part relative to another.*
- *To be legal, a flight release must be held in the hand. No attachment or anchor of any kind above the wrist is permitted. This applies to all divisions.*

48.4.8. Shooting (Flight)

48.4.8.1.

Athletes must be at least two metres apart when shooting on the shooting line.

48.4.8.2.

Athletes must not advance their leading foot over the shooting line.

48.4.8.3.

Each athlete may have one assistant or advisor who must keep at least one metre behind the shooting line.

48.4.8.4.

Four ends with a maximum of six arrows per end may be shot on any one day or tournament.

48.4.8.5.

Tournaments may be organised over one or more days. Where the venue permits, shooting may take place in the optimum direction.

48.4.8.6.

Except for the Footbow, all bows must be held in the unsupported hand and in a standing position.

48.4.8.7.

An arrow will not be considered to have been shot if the athlete can touch it with the bow without moving the position of the athlete's feet.

48.4.8.8.

No athlete will have more than six arrows on the shooting line position.

48.4.9. Scoring (Flight)

48.4.9.1.

After all classes have shot the first end, athletes and officials will move forward on the signal of the field captain.

48.4.9.2.

No athlete can carry any arrows when moving forward beyond the shooting line.

48.4.9.3.

Where the arrow itself cannot be used for marking, the position of the arrow in the range will be marked by suitable means, and the distance determination be made before the next end is shot.

48.4.9.4.

An arrow that comes to rest in other than the usual position will be measured from the tip of the arrow if visible or from the point at which it enters any object other than the ground.

48.4.9.5.

If distances are to be measured only at the conclusion of the day's events, then appropriate markers, clearly visible, will be placed at the arrows' positions with all pertinent data recorded. Only the farthest arrow of each athlete in each class will be measured or marked.

48.4.9.6.

Any lost arrow must be reported to the flight captain, and a full record must be made as to the identity of this arrow before the next end is shot. If found during subsequent ends and showing no evidence of having been moved or disturbed, the arrow may be judged for the class in which it was registered. No such arrow will be eligible after all classes have been declared closed by the flight captain.

48.4.9.7.

If an athlete shoots more than six arrows at any one end, the longest shot or shots in excess of the six arrows allowed will be disqualified.

48.4.9.8.

The divisions to be shot in any tournament will be at the discretion of the organisers and must be advertised on the entry forms.

48.4.10. Flight Officials

48.4.10.1.

Flight Tournament Officials must consist of not less than three.

48.4.10.2.

The officials will consist of the flight captain and assistants.

48.4.10.3.

The flight captain will act as the final arbiter of all matters concerning the contest.

48.4.10.4.

The assistant flight captain will aid and act in the flight captain's place at the baseline or in the field when required. Other officials will serve as directed by the flight captain.

48.4.10.5.

The equipment custodian will be in charge of and be responsible for all equipment used in the tournament.

48.4.10.6.

The officials will be appointed by the host country.

Wherever possible officials should have had previous experience of Flight Shooting events.

Chapter 49 Run Archery

49.1 Run Archery

There is a summary table with all Run Archery formats in Article 49.1.4. Competition Formats. Below are descriptions of each format.

49.1.1

Run Archery combines cross-country running and archery.

In principle, all World Archery Rules apply unless other regulations are detailed in this Chapter.

49.1.2 Shooting Material

49.1.2.1

Bows:

- *Compound bows are forbidden.*
- *Every other type of bow, as defined in World Archery rules for Indoor, Outdoor, Field or 3D disciplines, are permitted.*
- *The use of a release is forbidden.*

49.1.2.2

Bow equipment:

- *Accessories are allowed, as long as they do not extend more than 10 cm from the front side of the bow and are the same as the equipment for a recurve bow for shooting outdoors.*
- *The back harness fastened to the bow is allowed and is the only authorised accessory exceeding 10 centimetres.*

49.1.2.3

The athlete can choose between three ways to carry the bow:

- *by hand (Article 49.1.2.3.1.)*
- *in a back bow-quiver (Article 49.1.2.3.2.)*
- *with a harness (Article 49.1.2.3.3.)*

The athlete can choose between three ways to carry the arrows:

- *using back arrow-quiver*
- *leaving the arrows in the range*
- *using a container attached to the bow (allowed only with bow harness option, Article 49.1.2.3.4.)*

The athlete must use the chosen option during all running sequences of a specific race.

49.1.2.3.1

Carrying a bow by hand

When choosing to carry a bow by hand during running sequences, a back quiver for arrows is allowed, as long as the arrows are protected and kept stable/fixed during running. An attached container for arrows is prohibited on the bow. The full equipment must not exceed the width of the athlete's shoulders.

49.1.2.3.2

Bow quiver

The bow quiver can be used to carry arrows as well, as long as the arrows are protected and kept stable/fixed when the athlete is running through the course. The full equipment, when carried on the back, must not exceed the width of the athlete's shoulders. It is not allowed to carry any other equipment in the bow quiver besides the bow and arrows.

49.1.2.3.3

Harness for the bow.

A harness is composed of two shoulder straps and a fastening system that keeps it closed and attached to the bow. Attached pockets or bags are prohibited on the harness.

The harness must firmly keep the bow in a way that it cannot slip off, even in case of a fall.

The harness must be worn on the two shoulders.

The movement of the bow must be limited so that the end of the upper limb does not exceed the line of the shoulder and the axis of the body (see picture).

49.1.2.3.4

Carrying the arrows when using a harness

A container of the arrows, which can be attached to the bow or the harness, is allowed as long as the arrows are protected and kept stable/fixed when the athlete is running. The quiver and the arrows do not extend more than 10 cm from the bow.

49.1.2.4

Harness or bow quiver.

When an athlete uses a harness or a bow quiver, the bow must be carried on the back at the start and during all running sequences on the running loops. It can be removed in the shooting range, 10 meters before the entrance of the shooting range (location of the tubes) and 10 meters after leaving the shooting range. In case of equipment failure on the harness, the harness must be repaired or changed with the spare equipment in the spotters' area and

used or removed from the bow before the athlete starts running. The athlete is allowed to carry the bow by hand during the time the athlete reaches the spotters' area.

49.1.2.5

Athlete's equipment

The permitted protections for the athlete are the same as for the other disciplines of World Archery (chest guard, finger protection).

49.1.2.6

Permitted clothing (including ceremonies):

- *running shoes;*
- *running clothes which are adjusted to the weather conditions, including shorts and tank tops;*
- *advertising is allowed within the limits prescribed by the general rules of World Archery;*
- *in all competition zones, it is strictly forbidden to have a naked upper body.*

49.1.3 Classes of Athletes

49.1.3.1

The recognised classes are the following (based on World Archery age classes)

- *U18 Women; U18 Men.*
- *U21 Women; U21 Men.*
- *Women; Men.*
- *50+ Women; 50+ Men.*

A possible combination of age classes is possible depending on the number of participants, except for continental and international events, which follow World Archery rules.

49.1.4 Competition Formats

The athletes go through several run loops, and after each loop, they shoot an end of 4 arrows (Individual 4K) or up to 6 arrows (Sprint). Every missed spot causes the athlete to run a penalty loop, which has to be completed before entering the next run loop in the normal course of competition.

All running distances have a tolerance of +/- 5%

49.1.5 Shooting

Shooting takes place at 18 metres on drop-down targets or on targets with paper target

faces. The shooting zone to hit (1 per arrow) is circular with a diameter of 16 centimetres.

The movement of the drop-down target indicates that the athlete has hit the target.

All arrows (including the spare arrows, if any) must be shot until all the targets assigned to the athlete are hit. If this is not the case, the athlete concerned will get a penalty.

49.1.6 The Run Loop

The athlete must carry the bow either in the hands or in a harness.

The arrows:

- *have to be placed either in a back quiver or in the harness;*
- *or have to be placed at the entry of the shooting zone into racks, tubes or the quiver of the athlete.*

Belt or hip quivers are forbidden.

49.1.7 Results

The results for each stage of the competition is the period of elapsed time between the crossing of the start line and the crossing of the finish line:

- *by the athlete in individual competitions and sprint 3x400;*
- *by the first team member (start) and the last team member (finish) for team competitions.*

49.1.8 Equipment Control Before the Start

Before the beginning of the competition, the athletes must present their equipment to the judges, and the judges should control:

- *that the equipment conforms to the rules (including possible spare equipment);*
- *the carrying system (harness, quiver) and how it will be worn during the events;*
- *clothing;*
- *the wearing of the start number (bib).*

49.1.9 Judging Procedures and Results Monitoring

The judging and the control of shooting, running and timing is effected by several officials:

- *Judges:*
  - *1 chairperson of judges with the help of:*
    - *1 shooting judge who is responsible for the shooting range.*
    - *1 running judge who is responsible for the control of the running range.*
- *The race officials are responsible for the orientation of the athletes at the entrance and exit of the shooting range (in the direction of the targets, in the direction of the*

penalty loop, in the direction of the finish).

- *The spotters who are responsible for the verification of the hit or missed targets, the transmission of the information to the judge and for putting the drop-down targets up their starting position again. The spotters have to stay in the area which is set up for them. While they are putting the drop-down targets up their starting position, they must do it as fast as possible by taking care of athletes running along the shooting range in order not to cause any hindrance to them.*
- *The timekeepers are responsible for the time measurement of the athletes.*

49.1.10 Protest on Results

The publication of results on the board must be announced, and the latest time for the protest should also be specified on the results list displayed on the board. When an athlete / a coach disagrees with the results of the race, they must refer the matter to the chair of judges no later than 15 minutes after the publication of the first version of the results. If the request is valid, a final decision must be taken and announced before the start of the next phase of the competition.

49.2 Technical Specifications and Regulations

49.2.1 Set-up of the Competition Facility

49.2.1.1

The competition facility is the site on which the Run Archery competition and practice are conducted. The site must be technically suitable and must offer the best possible viewing for the spectators. The maximum altitude of the venue may not be higher than 1800 m above sea level unless the Technical Delegate specifically authorises an exception in necessary circumstances.

49.2.1.2

The start and finish areas, the shooting range, the penalty loop and the relay handover zone will be located on level ground and close to the majority of the spectators, with a good view of the competition activities. These areas and critical parts of the course must be fenced in order to prevent athletes from being impeded or going astray and to prevent access by unauthorised persons. There must be sufficient space for athletes and competition officials to conduct their required activities.

49.2.1.3 Start Area

The start area for all competitions must be visible to spectators. The start line will be placed

at a right angle to the running direction and will be marked on the ground. The start area must have a length of 8 to 10 m and a minimum width of 4 m. It must be separated from the warm-up area by a fence with an opening to allow controlled access.

49.2.1.4

There will be a board in the start area on which the course map is shown. In the case of several courses, there will be a board on which the trail colour sequence for the competition is shown. In the start area, there must be a start timer placed so that it is easily readable from the start line.

49.2.1.5 Penalty Loop

For all competitions, a penalty loop must be set up directly after the shooting range (no further than 20 m of running distance from the exit of the shooting range and the entrance of the penalty loop). The loop must be a circle with a width of 3 m. The length of the loop will be measured along the inside perimeter of the loop. The entrance and exit of the penalty loop must be clearly marked by means of boards to avoid mistakes.

49.2.1.6 Shooting Range

The shooting range must be located in the central area of the site, and both the targets and the shooting range should be visible to the majority of spectators. The range must be surrounded by adequate safety barriers on the sides and behind the targets. The shooting range must be set up with strict regard for safety in relation to the different loops.

49.2.1.7 Shooting Distance

The distance between the target and the shooting line must be 18m (+/- 10 cm). The range must be rectangular, and the measurement is made from a point vertical to the centre of each target to the shooting line.

49.2.1.8 Shooting Line

Each athlete must have a space of at least 1.75 m on the shooting line and 1.5 m behind the shooting line, drawn as a rectangle (called "the athlete's shooting zone"), which must be clearly marked. The centre of this space, which is directly opposite the centre of each target, will be marked with a number corresponding to the target number, which is placed 1 to 2 m in front of the shooting line.

49.2.1.9 Shooting Mats

If shooting mats are used, they must be placed behind the visible shooting line. They must have a non-slip surface.

49.2.1.10 Space Configuration

At the rear of the shooting range, there must be a fenced-off area of 7.5m to 8.5m extending along the entire back of the range, which is reserved for athletes and officials. The public and coaches' area must be defined at a minimum of 10 metres behind the spotters' position. The entrance and exit of the shooting range must be clearly fenced off. Some marks to indicate the distance will be set up 10 meters before the entrance and 10 meters after the exit of the shooting range (zone to remove the harness, as in Article 49.1.2.4.).

At the entrance of the shooting range, there will be racks for the athletes who do not have a back quiver for arrows. These racks must have the start number of the athlete whose arrows are placed in the rack.

During the finals and relay, the racks for arrows must be placed at each shooting lane and not at the entrance of the shooting range because all athletes will have allocated targets.

When the bow is carried in the back, it must be removed and remain within the athlete's shooting zone without disturbing the athletes who are on the adjacent targets. Suitably placed on the shooting range, there must be racks for the spare bows for each athlete during competition and practice. Each bow must have the start number of the athlete or nation to whom it belongs.

49.2.1.11 Targets

There are two kinds of targets used for Run Archery:

- *Drop-down targets*
- *Targets with paper target faces*

The same type of targets must be used for all athletes in one competition in the shooting range. The drop-down targets must be checked before the competition.

The shape and dimensions of the two targets are shown in the following diagram (see image 4: Run Archery targets). Each spot must be marked by a letter (A, B, C, and D under the spot, for example, depending on the kind of target).

49.2.1.11.1

Targets with paper target faces.

The target faces must be fixed on a buttress which must stop the arrows.

The hit zone is circular with a diameter of 16 cm (+/- 1 mm) and a centre with a diameter of 3 cm (+/- 1 mm). The space between the hit zones of a target face is 25 cm (+/- 2 mm) maximum from the centre of each zone.

49.2.1.11.2

Drop-down targets.

The drop-down targets are made up of fold-away elements and are made of material which does not cause any damage to the arrows.

An additional paper target face (16 cm) can be placed on the front side of each spot on the drop-down target to facilitate the assessment of hits and misses in case of a protest. The shape and the dimensions of the two targets are shown in the following diagram:

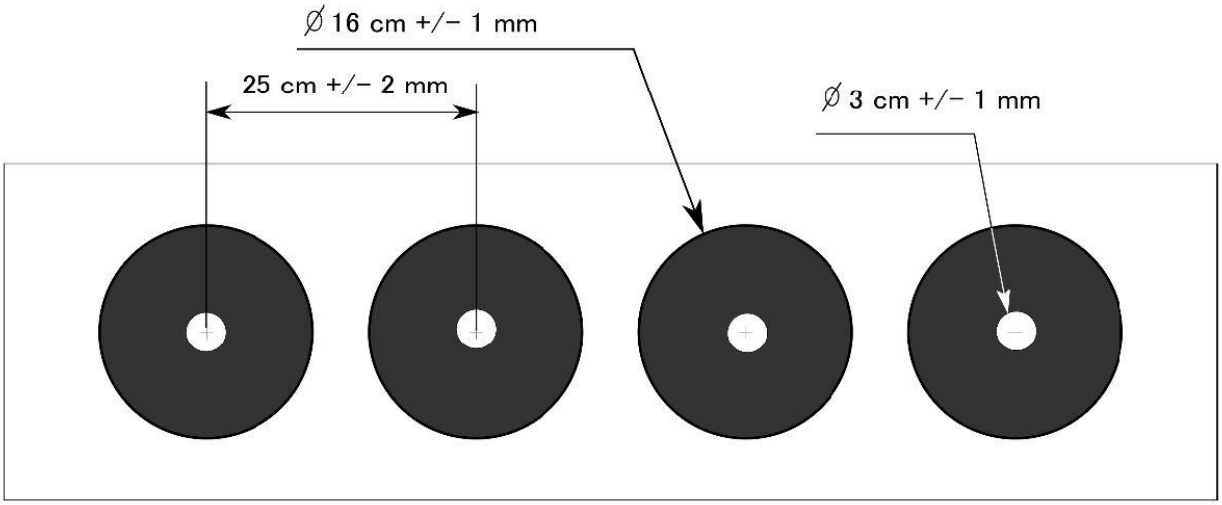

49.2.1.11.3

Target placement.

The targets must be set up in such a way that the centre of the buttress is in line with the centre of the corresponding space visible on the shooting line. Targets have to form a visually straight line, with the centre of the targets being, on average, 105 cm (+/-2 cm) from the ground.

49.2.1.11.4

Safety behind the targets.

Behind the targets, there must be an arrow-proof net or any other device to stop the arrows that have missed the target.

49.2.1.11.5

Numbering of the targets.

The shooting points on the shooting line and the corresponding targets must have the same number, must be easily visible and must begin from the point furthest away from the entrance. The target numbers must be at least 30cm high. They will alternate between black on a yellow background and yellow on a black background (e.g. no. 1 black on a yellow background, no. 2 yellow on a black background). The target numbers must be placed vertically to the centre of the target butt, below each target. The numbering (target "1") starts from the exit side to the entry side of the shooting range.

49.2.1.12 Wind Indicator

A wind indicator (windsock, flag, etc.) must be placed on both sides of the shooting range.

49.2.1.13 Finish Area

The finish area for all competitions must be visible to the spectators.

The last 40 metres before the finish line must be straight and at least 4 m in width.

Only the athletes and the officials are permitted in the finish area.

A finish line must be visible on the ground.

49.2.1.14 Timing Equipment

For manual timing, good-quality professional timing devices must be used.

49.2.2 Practice and Warm-up

Athletes must have the necessary facilities to prepare for the competition. For that purpose, the organiser must provide Official Practice times.

49.2.2.1 Exceptions

In extraordinary circumstances, the chairperson of judges may close the entire facility or limit practice on the facility to certain parts and times.

49.2.2.2 Access to the Competition Area

Athletes who are registered for a competition may have their Official Practice on the competition field. The athletes participate in the Official Practice of their category. Each athlete who participates in the Official Practice must wear their number.

49.2.2.3 Running Practice

The competition course for Official Practice must be open and must be marked and fenced off or barricaded as it is for the competition.

49.2.2.4 Shooting Practice

Practice will be for a period of 20 to 45 minutes maximum for each qualification day. Practice must end 15 minutes before the beginning of the competition. Practice ends after the pulling of the arrows of the last practice end. The practice targets are placed at the first shooting distance of each category. For the eliminations and the finals, the organisers may decide on the length of the practice period, taking into account the schedule of each day.

49.2.2.5 Allocation of Targets

This matter depends on the kind of competition. Refer to section Article 49.3 of this rulebook below.

49.2.2.6 Warm-up in Adjacent Areas

Each target must be set up with target faces at the same height and at the same distance as during the competition.

49.2.3 Starting Organisation

49.2.3.1 Assignment of Start Numbers

Athletes or teams are randomly selected from the entries for the competition by manual or computer draw and are assigned their start numbers based on that draw.

49.2.4 The Course

49.2.4.1 Penalty Loops in the Running Range

For each missed target, the athletes must run a penalty loop immediately after the shooting ends. It is not allowed to do the penalty loop at a later time.

The athletes are responsible for running the required number of loops.

49.2.4.2 Penalty Loop Error

If an athlete, due to a mistake by the organiser or a target malfunction, runs too many penalty loops, the chairperson of judges will decide on an appropriate time allowance. The organiser will ensure that in each competition, the average penalty loop run time is recorded based on at least five athletes.

49.2.4.3 Wrong Trail

If an athlete takes the wrong trail, which would result in a time advantage or the wrong sequence, the athlete must return to the point where the athlete made the wrong turn, along the part of the trail the athlete ran in error. In order to do so, the athlete may have to run against the correct run direction and is responsible for ensuring that the athlete does not obstruct or endanger other athletes. There is no penalty for having committed the error as long as no time advantage has been gained and there has been no interference with other athletes.

49.2.4.4 Accidents

If an athlete observes that another athlete has had an accident, the athlete must report it to the next checkpoint.

49.2.4.5 Abandon

If an athlete withdraws from the competition before the finish, the athlete must inform the

first official the athlete meets.

49.2.4.6 Obstruction

It is forbidden to impede other athletes at any time during the competition. This prohibition also includes the dropping of objects on the competition trails or the shooting range in such a way that it obstructs other athletes.

49.2.4.7 Refreshments

Athletes may consume refreshments during the competition. The refreshments may be carried by the athletes or be given to them in an area dedicated to that purpose.

49.2.4.8 Other Assistance

Athletes are not permitted to receive any assistance from any person other than as stated in these rules.

49.2.5 Shooting Regulations

49.2.5.1 General

All shooting during practice and competition takes place at the shooting range, only aiming at the target. In a competition, athletes will shoot after having completed each of the required sections of the course for the competition, except for the last, which ends at the finish or the Relay handover.

49.2.5.2 Communication with the Athlete

In the shooting range, the athlete cannot receive electronic technical advice.

49.2.5.3 Shooting Position

If a range official warns an athlete that the position is not in conformity with the rules (two knees on the ground or behind the shooting line, for example), the athlete must correct the position immediately.

It is the responsibility of an athlete to shoot standing or kneeling as requested in the sequence of the event. The shooting position should be marked by the spotter on the shooting report.

49.2.5.3.1

Standing position.

Athletes must shoot from a standing position without support with both feet behind the shooting line.

49.2.5.3.2

Kneeling position.

Athletes, while shooting in the kneeling position, must only place one knee on the ground and place themselves behind the shooting line.

49.2.5.4 Shot Arrows

The athlete must shoot at the target face of the target, which is assigned to the athlete in the chosen order.

If two arrows hit the same zone, one of them is considered a Miss and results in a penalty loop. The arrows shot by the athlete during the competition remain in the target or the ground until the end of the competition.

49.2.5.5 Safety

Shooting is permitted only on the shooting range during officially authorised timing. It is forbidden to handle the bow in a manner that might endanger persons, or that may be perceived by others as dangerous. When the range is open for shooting, no one is permitted to be in front of the shooting line and in the safety zone behind the targets. Shooting the bow is only allowed in the direction of the targets, not intentionally into the ground. The athlete is responsible for the safety of the athlete's actions and bow at all times.

49.2.5.6 Placing an Arrow on the Bow

An arrow may be placed on the bow only with the arrow pointing in the direction of the targets.

49.2.5.7 Damaged Material

49.2.5.7.1

Damaged bows and arrows.

All Range Officials must be alerted to observe a raised hand by an athlete for spare arrows or bow exchange. The Range Officials must react with a sense of urgency and move quickly to minimise the time required to bring the arrows or exchange the bow.

49.2.5.7.2

Repair or change of the bow.

The athletes may repair their bows during a competition along the course, provided they receive no assistance from anyone.

49.2.5.7.3

Spare bows.

A bow which has been damaged during the competition may be exchanged for a spare bow of the athlete or the nation.

49.2.5.7.4

Bow exchange procedure.

If the athlete is not already in the shooting lane, the athlete can obtain the spare bow in the shooting range.

During shooting, the athlete will indicate that the bow needs to be exchanged by raising the athlete's hand. When a Range Official responds, the athlete will point to the bow and loudly say "Bow" and the name of the athlete's nation and personal number. The Range Official will get the personally marked spare bow and bring it to the athlete.

49.2.5.7.5

Damaged arrows.

An athlete who damages one or more arrows during a competition can replace them with the spare arrows in the rack at the entrance of the shooting range. If the athlete discovers a damaged arrow when on the shooting line, the athlete may obtain replacement arrows from a Range Official by raising the athlete's hand and loudly saying "Arrow", the name of the nation and personal number. The Range Official who responds will get the personally marked spare arrows and deliver them to the athlete.

49.2.5.7.6

Time adjustment.

There will be no time adjustment for repairing or exchanging a bow or obtaining spare arrows.

49.2.5.8 Target Malfunction

If a target fails to function, the athlete will be directed to another target.

49.2.5.8.1

Cross-shooting and the target is hit by another athlete.

If a target on which an athlete is shooting is hit by another athlete, the incorrect athlete must be stopped immediately.

If no target plates have fallen, the correct athlete may continue shooting. If a target plate has been hit, the target must be reset immediately, and the athlete can then continue shooting

Before such a target reset, the hits and their position must be recorded. In such a case in the competition, the Spotter must inform the athlete about the number of penalty loops.

49.2.5.8.2

Time adjustment and responsibility.

In those cases where an athlete loses time due to a target error or malfunction, which is not the athlete's fault, the judges will make an appropriate time adjustment.

In the sprint format, if an athlete lodges a protest for a 'miss,' and the judges determine that it was actually a 'hit,' 10 seconds will be deducted from the total time of the athlete in question for the additional arrow which was shot.

49.2.5.9 Scoring of Shooting

For all shooting in competition, a system of scoring the shooting must be put in place by the organiser. Each arrow that is shot in a competition must be observed by a spotter.

When paper target faces (or additional paper faces on drop-down targets) are used, it is the responsibility of the athlete or the spotter, who pulls out the arrows, to mark the arrow holes. The shooting range official or the archery range judge will verify that all holes have been properly marked before the start of the new race.

49.2.5.10 Stopping of Shootings by the Judge for Safety Reasons

In a case where the judge must stop the shooting for safety reasons, the judge has to start the stopwatch to measure the lost time. This time will be reduced from the final time of each athlete who was shooting at this moment.

49.2.5.11 Shot Validation

For any shooting in competition, enough number of spotters must be arranged by the organiser. Each arrow shot in a competition must be observed and verified by a spotter, who must record the results on the shooting report.

After each shot, the spotter must announce the result of each shot to the athlete. The information must be so clear (for example, “2C IN”) that the athlete can know how it is reported for the scoring.

As the athlete leaves the shooting range, the spotter must announce the number of penalty loops to be done by the concerned athlete. If the athlete disagrees with the spotter's announcement about the loops to be done, the athlete must inform the spotter before leaving the shooting range with a clear signal: raising one arm and shouting “protest”.

When an athlete releases the arrow, the end of the movement (position of the hand) must remain below the shoulder line to prevent any confusion with the protest motion.

The spotter writes it on the shooting report and immediately informs the judge who will deal the protest at the end of the race.

In the case of using targets with paper target faces, the line which surrounds the target face

will be decided for the benefit of the athlete if the arrow touches the line.

In the case of drop-down targets, the dropping-down motion indicates that the target is hit. If the judge finds out that:

- *the arrow has bounced (deflected) on the scoring area;*
- *the arrow has passed through the scoring area;*
- *the arrow has hit the scoring area of the tilting target without tipping it over;*
- *the arrow has hit an arrow already in target and has deflected out of the scoring area;*
- *the drop-down target has returned to the initial position after tilting;*
- *then the Judge will make the appropriate time adjustment.*

The Judge must write and sign the decision on the shooting report:

- *"Rejected" when the judge confirms the spotter statement.*
- *"Accepted" when the judge states for a "hit" instead of a "miss" and the adjustment of time.*
- *"Withdrawn" when the athlete withdraws the protest. In this case, the athlete must sign the shooting report.*

49.2.6 Start, Finish, Time and Results

The athlete must be present in the call room at least 10 minutes before the start of the race.

49.2.6.1 Competition Time

The competition time is the period of elapsed time during the competition on which the placing of an athlete or team in the results of the competition is based. The time always includes any penalties or adjustments imposed or granted by the judge.

- *Individual 4K see C.1.4.1*
- *Sprint 3x400 see C.2.4.1*
- *Team Sprint and Mixed Team Sprint see C. 3.4.1*
- *Team Double Sprint and Mixed Team Double Sprint see C.4.4.1*

49.2.6.2 Units of Measurement, Start Organisation, Finish, and Ties

These matters depend on the kind of competition. Refer to section Article 49.3 of this rulebook.

49.2.6.3 Photo Finish

In competitions with a mass start, a photo-finish camera may be installed on the finish line to record the finish. The camera must be placed exactly in line with the finish line and in such a position that the camera sees the entire finish line. If the photo-finish record is required to

decide the order of finish, the order in the record will determine the placement. The decision will be based on the first part of the first foot crossing the finish line.

49.2.7 Penalties and Sanctions

49.2.7.1 Penalty Types

The athletes are subject to penalties.

Penalties that may be imposed are:

- *Start prohibition*
- *Time penalties*
- *Disqualification*

49.2.7.1.1

Start prohibition.

An athlete or team will be prohibited from starting for:

- *appearing for the start with equipment or clothing that is not in accordance with the rules;*
- *appearing for start with the wrong start number or no start number at all due to a mistake made by the athlete or the team;*
- *violating the rules regarding Official Practice, testing, and warm-up.*

The prohibition applies to the competition in which the violation occurred.

49.2.7.1.2 Time Penalties and Disqualification

Conditions to impose a time penalty or to disqualify (DSQ) an athlete are:

Rule Violation	*Time*	*DSQ*
Taking part in a competition for which the athlete is not eligible		*X*
Committing a very minor violation of the principles of fair play or the requirements of sportsmanship	*1 min*	
Receiving prohibited substance		*X*
Avoiding start controls		*X*
Modifying equipment, bow or clothing which has been inspected and marked at start control in a prohibited way		*X*
Participating in a competition with a start number which has not been assigned to the same athlete by the competition start list, deliberately or due to a mistake by the athlete or the team		*X*
Accepting unauthorised assistance from any person when repairing equipment		*X*
Violating the applicable safety regulations		*X*

Every arrow not shot by the athlete before recommencing running in Sprint formats (individual, teams, mixed teams)	*45 sec*	
Every arrow not shot by the athlete before commencing running in individual 4K format	*2 min*	
Every penalty loop not done immediately after the shooting in sprint formats (individual, teams, mixed teams)	*45 sec*	
Every penalty loop not done immediately after the shooting in 4K format	*2 min*	
Every arrow shot on the ground in Sprint formats (individual, teams, mixed teams)	*45 sec*	
Every arrow shot on the ground in 4K format	*2 min*	
Shooting 1 arrow more that the permitted number of arrows by end in sprint formats (individual, teams, mixed teams)	*45 sec*	
Shooting 1 arrow more that the permitted number of arrows by end in 4K format	*2 min*	
Persisting to shoot more than the permitted number of arrows by end		*X*
In team races, touching next athlete out of the relay zone (before the coming athlete crosses the entry line or if going athlete cross the exit line before being touched		*X*
Not giving way at the first request by an overtaking athlete	*1 min*	
Remaining in an incorrect position (2 knees on the ground, or behind the shooting line, for example) in the shooting lane zone after having been warned		*X*
Not following the shooting sequence (standing/kneeling) specified for that competition		*X*
Hindering another athlete on the course or at the shooting range by serious obstruction		*X*
Deviating from the marked trail or running a wrong trail deliberately, thus gaining a time advantage for the athlete or the team		*X*
Not wearing the harness on both shoulders out of the designated area for it		*X*
Coming in the call room later than the scheduled time	*1 min*	
Coming at the start line later than the start time		*DNS*

49.2.7.1.3 Reporting of Violations and Penalties

When a violation of any rules occurs (except for the hit-miss, the number of shot arrows, and the number of penalty loops), the official immediately informs the chair of judges and records it in the official's report.

At the end of the race, the athlete is informed by the judges, who then decide on a possible sanction. The athlete is immediately informed of the decision.

49.2.7.2 Prohibitions and Sanctions for Non-Competing Persons

Unfair assistance or assistance not allowed by these Rules to archers during a competition is prohibited.

49.2.7.2.1

Specific prohibitions on the course:

- *It is forbidden to run with the athletes.*
- *It is forbidden to touch the athletes.*
- *It is forbidden to use whistles to cheer.*
- *It is forbidden to indicate or cheer by shouting "protest" during the shooting to avoid any confusion.*

49.2.7.2.2

Sanctions.

Spectators and other people on the field must be clearly informed of these rules.

A violation of these rules may lead to spectators being removed from the competition area.

When the violation comes from a coach, the coach's accreditation is removed for the entire competition.

49.2.8 Range Officials in Run Archery Competitions

The tasks of the officials are:

49.3 Competition Formats

49.3.1 Individual 4K

The Individual 4K (4x1000m) is an individual competition. The classes are specified in Article 49.1.3. Classes of Athletes.

The competition sequences are as follows in the following order:

- *Sequence 1: first round on the run loop*
- *Sequence 2: shooting standing: 4 arrows*
- *Sequence 3: possible penalty loops*
- *Sequence 4: second round on the run loop*
- *Sequence 5: shooting kneeling: 4 arrows*
- *Sequence 6: possible penalty loops*
- *Sequence 7: third round on the run loop*
- *Sequence 8: shooting standing: 4 arrows*

- *Sequence 9: possible penalty loops*
- *Sequence 10: run loop*
- *Sequence 11: finish*

49.3.1.1 Allocation of Practice Targets

The allocation of targets will be decided by a draw.

49.3.1.2 Allocation of Competition Targets

The target on which the athlete has to shoot is indicated by the race official when the athlete enters the shooting range.

49.3.1.3 Time Measurement

The competition time of the athlete is the period of elapsed time between the crossing of the start line and the crossing of the finish line.

The competition time, which is measured electronically or manually, must be registered by 1/10 (0.1) of a second.

49.3.1.4 Start

The start will take place as single starts or as group starts. Single starts will have start intervals of 30 or 45 seconds or one minute at the discretion of the organiser. Group starts will have start intervals of 2 to 5 minutes according to the size of the group. The group size depends on the total number of athletes in the category concerned.

49.3.1.5 Finish

The finish is the moment when the competition time of an athlete ends.

When electronic timing is used, the finish occurs when the athlete breaks the beam of the electronic sensor at the finish line.

When manual timing is used, the finish occurs when the athlete crosses the finish line with their body.

49.3.1. Ties

If two or more athletes of one category have the same competition time, they must be given an equal ranking in the results (equality).

49.3.2 Individual Sprint

Individual Sprint (3x400m) is an individual competition. The classes are specified in [Article 49.1.3. Classes of Athletes](#).

The competition sequences are as follows in the following order:

- *Sequence 1: first round on the run loop*
- *Sequence 2: shooting standing*
- *Sequence 3: possible penalty loops*
- *Sequence 4: second round on the run loop*
- *Sequence 5: shooting kneeling*
- *Sequence 6: possible penalty loops*
- *Sequence 7: run loop*
- *Sequence 8: finish*

49.3.2.1 Allocation of Practice Targets

The allocation of targets will be decided by draw.

49.3.2.2 Allocation of Competition Targets

The target on which the athlete has to shoot is indicated by the race official when the athlete enters the shooting range.

49.3.2.3 Arrows to be Shot

Each athlete must shoot the first four arrows, and if any of the targets are not hit, the athlete must use additional arrows (only up to two for each shooting).

If the athlete chooses not to carry the arrows while running and to leave the arrows in a rack at the entry of the shooting range, the athlete will have to leave the unused arrows on the shooting line after finishing the shooting.

49.3.2.4 Time Measurement

The competition time of the athlete is the period of elapsed time between the crossing of the start line and the crossing of the finish line.

The competition time, which is measured electronically or manually, must be registered by 1/10 (0.1) of a second.

49.3.2.5 Start

In the qualification and elimination phase, the start will take place as single starts or as group starts. Single starts will have start intervals of 30 or 45 seconds or one minute at the discretion of the organiser. Group starts will have start intervals of 2 to 5 minutes according to the size of the group.

The group size depends on the total number of archers in the category concerned.

In the finals, the athletes of the same category must start in the same group.

The group starts will have start intervals of two minutes.

49.3.2.6 Finish

The finish is the moment when the competition time of an athlete ends.

When electronic timing is used, the finish occurs when the athlete breaks the beam of the electronic sensor at the finish line.

When manual timing is used, the finish occurs when the athlete crosses the finish line with the body.

49.3.2.7 Eliminations, Finals and Ranking Phases

These competition phases will be conducted only if there are enough participants.

49.3.2.7.1 Up to 10 Athletes

Finals will not be organised. The final ranking is the ranking of the qualification round.

49.3.2.7.2 11 to 15 Athletes

No semi-finals. Only Final A is organised with the 10 best athletes of the qualification races.

49.3.2.7.3 16 to 20 Athletes

No semi-finals.

Final A participants will be the 10 best athletes in the qualification races.

Final B participants will be the following.

In the case of a tie after the qualification, the place will be assigned by a draw.

49.3.2.7.4 21 to 30 Athletes

Only the 20 best athletes of the qualifications will participate to the semi-finals.

Semi-finals are organised in two groups of 10 athletes.

The repartition in the semi-final groups will be as follows:

Group 1: 1st 4th 5th 8th 9th 12th 13th 16th 17th 20th

Group 2: 2nd 3rd 6th 7th 10th 11th 14th 15th 18th 19th

Final A participants will be the 3 best athletes of each group (2 semi-final groups) and the following 4 athletes from both groups that have the subsequent best times (10 athletes).

Final B participants will be the following 10 athletes in the semi-final rankings from both groups.

49.3.2.7.5 More than 31 Athletes

Only the 30 best athletes of the qualifications will participate in the semi-finals.

Semi-finals are organised in three groups of 10 athletes.

The repartition in the semi-final groups will be as follows:

Group 1: 1st 6th 7th 12th 13th 18th 19th 24th 25th 30th

Group 2: 2nd 5th 8th 11th 14th 17th 20th 23rd 26th 29th

Group 3: 3rd 4th 9th 10th 15th 16th 21st 22nd 27th 28th

Final A participants will be the 2 best athletes of each group (3 semi-final groups) and the following 4 athletes from all groups that have the subsequent best times (10 athletes).

Final B participants will be the 10 following athletes in the semi-final rankings from all groups.

49.3.2.8 Ties

If two or more athletes of one category have the same competition time, they will be given equal ranking in the results (equality).

49.3.3 Team Sprint and Mixed Team Sprint

These competitions are team competitions.

The teams will be formed at the registration desk, where they have to declare:

- *the team members;*
- *the name of the team (which must not be offensive in the view of the chairperson and is subject to change if requested by the chairperson of judges);*
- *the team captain, who is the contact person for the officials during the competition, if necessary.*

49.3.3.1 Range

The configuration of the range is the same as for Individual Sprint with an additional hand-over zone.

49.3.3.2 Hand-Over Zone

There must be a well-marked hand-over zone, at least 20 m long and 8 m wide, at the end of a straight section.

The hand-over zone must begin at the timing line. The beginning and the end of the zone must be marked with a line on the ground and a sign at the beginning: "Handover Zone".

49.3.3.3 Composition of Teams and Course of the Competition

49.3.3.3.1 Team Sprint

In the Team Sprint competition, a team consists of three archers.

Depending on the level of competition (local, National, Continental or International) and what is allowed by the concerned governing body, it can be:

- *without regard to gender;*
- *with only women, or with only men.*

The competition sequences are as follows:

- *Sequence 1: running of the first team member on the run loop*
- *Sequence 2: shooting standing of the first team member*
- *Sequence 3: possible penalty loops of the first team member*
- *Sequence 4: hand over to the second team member*
- *Sequence 5: running of the second team member on the run loop*
- *Sequence 6: shooting kneeling of the second team member*
- *Sequence 7: possible penalty loops of the second team member*
- *Sequence 8: hand over to the third team member*
- *Sequence 9: running of the third team member on the run loop*
- *Sequence 10: shooting standing of the third team member*
- *Sequence 11: possible penalty loops of the third team member*
- *Sequence 12: running of the third team member to the finish*

49.3.3.3.2

In the Mixed Team Sprint competition, a team consists of two 2 athletes, 1 woman and 1 man.

The competition sequences are as follows:

- *Sequence 1: the woman running on the running loop*
- *Sequence 2: the woman shoots standing*
- *Sequence 3: possible penalty laps for the woman*
- *Sequence 4: hand over to the man*
- *Sequence 5: the man running on the running loop*
- *Sequence 6: the man shoots kneeling*
- *Sequence 7: possible penalty laps for the man*
- *Sequence 8: the man runs to the finish*

49.3.3.4 Start Numbers

The start number is for the team.

To differentiate the team members and facilitate the pursuit of the competition, the start numbers must have different colours and/or an additional letter or number, for example:

	Single Relay	Single Sprint Mixed Relay
team “154” 1st member	Blue and/or 154-1	Red and/or 154-1
team “154” 2nd member	Red and/or 154-2	Yellow and/or 154-2
Team “154” 3rd member	Yellow and/or 154-3	

49.3.3.5

Practice Targets and Target Assignment

The attributed target number is the same as the start number.

49.3.3.6 Spare Arrows

The rules for spare arrows are the same as for the Individual Sprint. See Article 49.3.2.3.

49.3.3.7 Time Measurement

The competition time of a relay team member is the elapsed time from the start or handover to the handover or the finish. The time of the incoming member stops when the athlete crosses the timing line into the hand-over zone, and the time of the outgoing member begins at the same moment.

The total competition time of a relay team is the period of elapsed time between the crossing of the start line by the first team member and the crossing of the finish line by the last team member.

The competition time, which is measured electronically or manually, must be registered by 1/100 (0.01) of a second.

49.3.3.8 Hand-Over Zone

Only the team member in attendance (1 per team) will be in the handover zone when the preceding team member has left the zone.

The team member must be touched by the arriving team member who is entering the handover zone (entry line completely crossed).

The handover must be done in the handover zone between the boundary lines.

49.3.3.9 Start

All first members of the team will start simultaneously.

49.3.3.10 Finish

The finish is the moment when the competition time of a team ends. When electronic timing is used, the finish occurs when the athlete breaks the beam of the electronic sensor at the finish line.

When manual timing is used, the finish occurs when the last athlete crosses the finish line with the body.

49.3.3.11 Results

The placing of the relay teams in the results is decided by the order of the finish of their last athlete, except when the chairperson of judges has imposed time penalties or made time

adjustments.

49.3.3.12 Ties

There will be no ties in the team finals.

49.3.4 Team Double Sprint and Mixed Team Double Sprint

These competitions are team competitions.

The teams will be formed at the registration desk, where they have to declare:

- *the team members;*
- *the name of the team (which must not be offensive in the view of the chairperson and is subject to change if requested by the chairperson of judges);*
- *the team captain, who is the contact person for the officials during the competition, if necessary.*

49.3.4.1 Range

The configuration of the range is the same as for the Individual Sprint (3x400m) with an additional handover zone.

49.3.4.2 Hand-Over Zone

There must be a well-marked hand-over zone, at least 20 m long and 8 m wide, at the end of a straight section.

The handover zone must begin at the timing line. The beginning and the end of the zone must be marked with a line on the ground and a sign at the beginning: "Hand-over Zone".

49.3.4.3

Composition of teams and course of the competition.

49.3.4.3.1 Team Double Sprint

In the Team Double Sprint competition, a team consists of three athletes.

Depending on the level of competition (local, National, Continental or International) and what is allowed by the concerned governing body, it can be:

- *without regard to gender;*
- *with only women or*
- *with only men.*

The competition sequences are as follows:

- *Sequence 1: running of the first team member on the run loop*
- *Sequence 2: shooting standing of the first team member*
- *Sequence 3: possible penalty loops of the first team member*

- *Sequence 4: running of the first team member on the run loop*
- *Sequence 5: shooting kneeling of the first team member*
- *Sequence 6: possible penalty loops of the first team member*
- *Sequence 7: hand over to the second team member*
- *Sequence 8: running of the second team member on the run loop*
- *Sequence 9: shooting standing of the second team member*
- *Sequence 10: possible penalty loops of the second team member*
- *Sequence 11: running of the second team member on the run loop*
- *Sequence 12: shooting kneeling of the second team member*
- *Sequence 13: possible penalty loops of the second team member*
- *Sequence 14: hand over to the third team member*
- *Sequence 15: running of the third team member on the run loop*
- *Sequence 16: shooting standing of the third team member*
- *Sequence 17: possible penalty loops of the third team member*
- *Sequence 18: running of the third team member on the run loop*
- *Sequence 19: shooting kneeling of the third team member*
- *Sequence 20: possible penalty loops of the third team member*
- *Sequence 21: running of the third team member to the finish*

49.3.4.3.2 Mixed Team Double Sprint

In the Mixed Team Double Sprint competition, a team consists of 2 archers, 1 man and 1 woman.

The competition sequences are as follows:

- *Sequence 1: the woman running on the running loop*
- *Sequence 2: the woman shoots standing*
- *Sequence 3: possible penalty laps for the woman*
- *Sequence 4: hand over to the man*
- *Sequence 5: the man running on the running loop*
- *Sequence 6: the man shoots standing*
- *Sequence 7: possible penalty laps for the man*
- *Sequence 8: hand over to the woman*
- *Sequence 9: the woman running on the running loop*
- *Sequence 10: the woman shoots kneeling*
- *Sequence 11: possible penalty laps for the woman*
- *Sequence 12: hand over to the man*
- *Sequence 13: the man running on the running loop*
- *Sequence 14: the man shoots kneeling*

- *Sequence 15: possible penalty laps for the man*
- *Sequence 16: the man runs to the finish*

49.3.4.4 Start Numbers

The start number is for the team.

To differentiate the team members and facilitate the pursuit of the competition, the start numbers must have different colours and/or an additional letter or number as for example:

	Single Relay	Single Sprint Mixed Relay
team "154" 1st member	Blue and/or 154-1	Red and/or 154-1
team "154" 2nd member	Red and/or 154-2	Yellow and/or 154-2
Team "154" 3rd member	Yellow and/or 154-3	

49.3.4.5 Practice Targets and Target Assignment

The attributed target number is the same as the start number.

49.3.4.6 Spare Arrows

The rules for spare arrows are the same as for the Individual Sprint. See Article 49.3.2.3. Arrows to be shot.

49.3.4.7 Time Measurement

The competition time of a relay team member is the elapsed time from the start or handover to the handover or the finish. The time of the incoming member stops when the athlete crosses the timing line into the hand-over zone, and the time of the outgoing member begins at the same moment.

The total competition time of a relay team is the period of elapsed time between the crossing of the start line by the first team member and the crossing of the finish line by the last team member.

The competition time, which is measured electronically or manually, must be registered by 1/100 (0.001) of a second.

49.3.4.8 Hand-Over Zone

Only the team member in attendance (1 per team) can be in the hand-over zone when the preceding team member has left the zone.

The team member must be touched by his/her team member who is entering the hand-over zone (entry line completely crossed).

The handover can only be done in the handover zone between the boundary lines.

49.3.4.9 Start

All first members of the teams will start simultaneously.

49.3.4.10 Finish

The finish is the moment when the competition time of a team ends. When electronic timing is used, the finish occurs when the athlete breaks the beam of the electronic sensor at the finish line.

When manual timing is used, the finish occurs when the last athlete's body crosses the finish line.

49.3.4.11 Results

The placing of the relay teams in the results is decided by the order of the finish of their last athlete, except when the chairperson of judges has imposed time penalties or made time adjustments.

49.3.4.12 Ties

There will be no ties in the relay finals.

49.3.5 Arrows to be Shot

For all team formats, each team member must shoot up to 6 arrows until the 4 spots have been hit.

Appendix 1 Run Archery Layouts

1. Example of Run Archery Competition Site

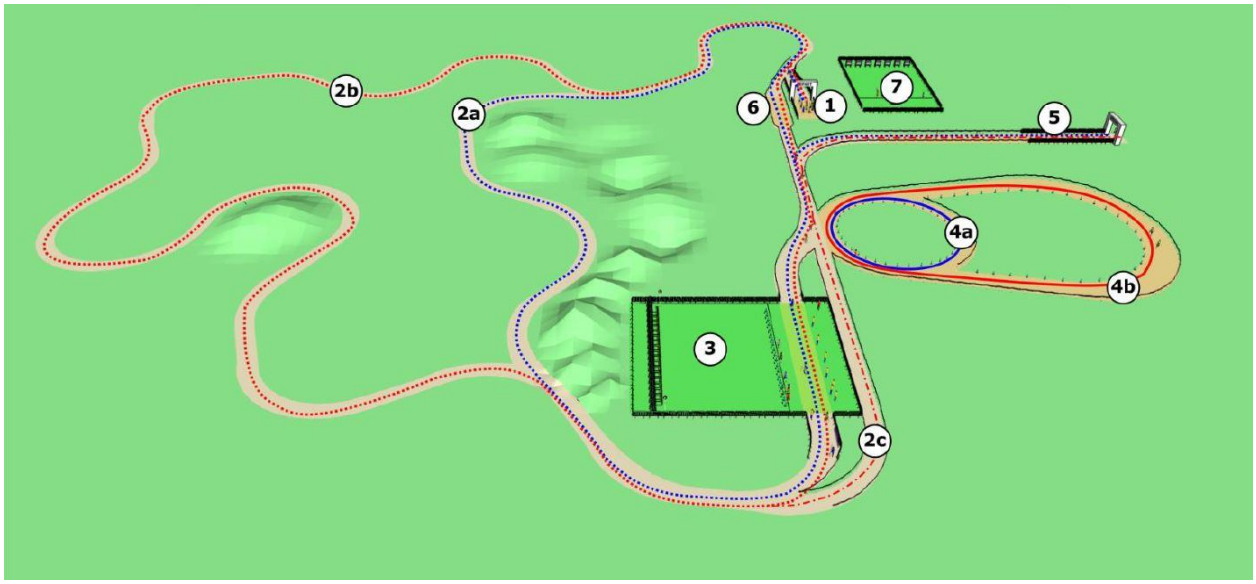

Number	Zone	Competition format		
		Individual 4K (4x1000m)	Individual Sprint (3x400m)	Team Sprint, Mixed Team Sprint
1	Start zone	✓	✓	✓
2a	Run loop 400 meters		✓	✓
2b	Run loop 1000 meters	✓		
2c	Corridor last run loop	✓	✓	
3	Official shooting range on 18 meters	✓	✓	✓
4a	Penalty loop 60 meters		✓	✓
4b	Penalty loop 150 meters	✓		
5	Finish zone (40 meters straight)	✓	✓	✓
6	Hand-over zone			✓
7	Practice field	✓	✓	✓

2. Shooting Range Configuration

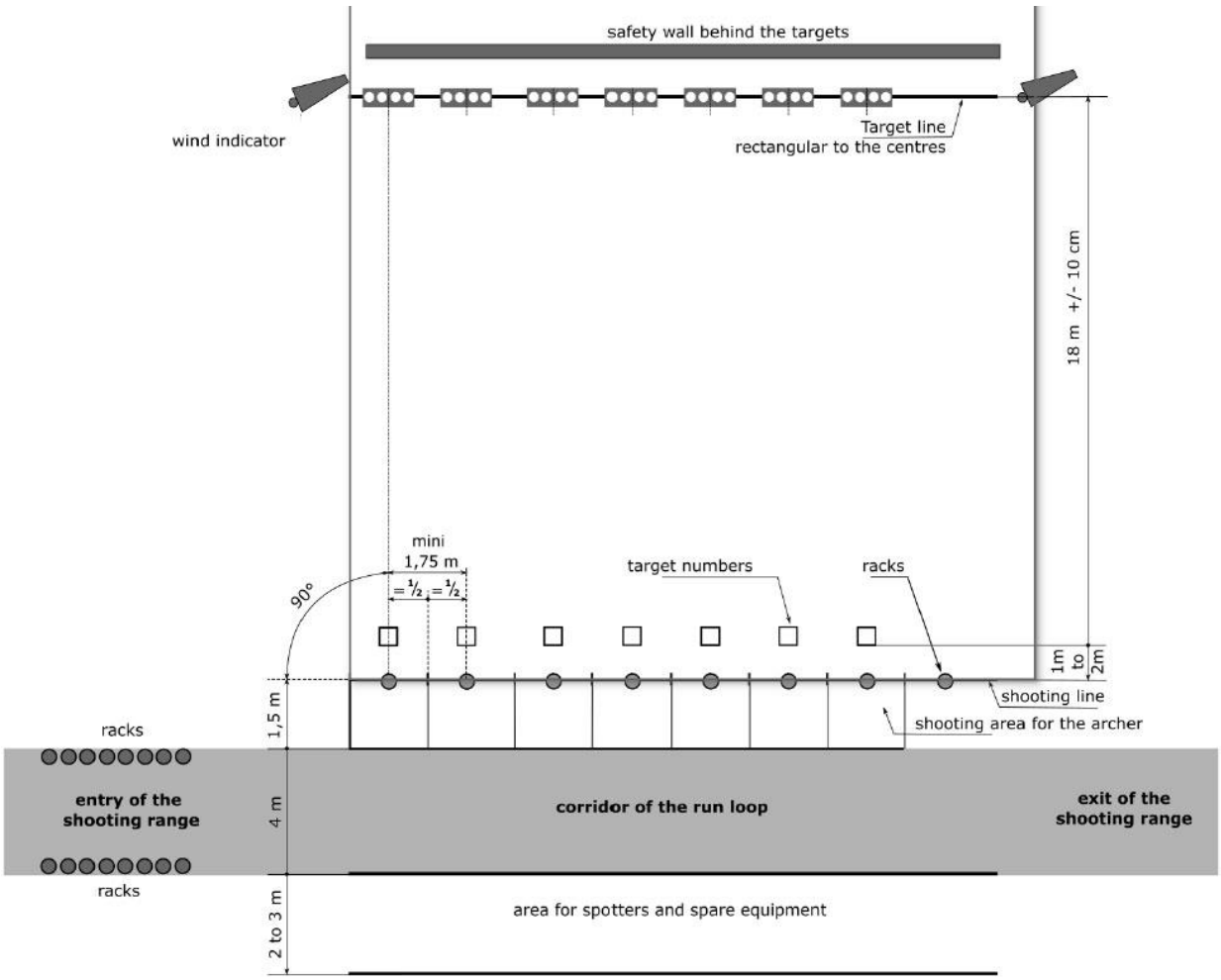

3. Dimensions of the Zones and Distances

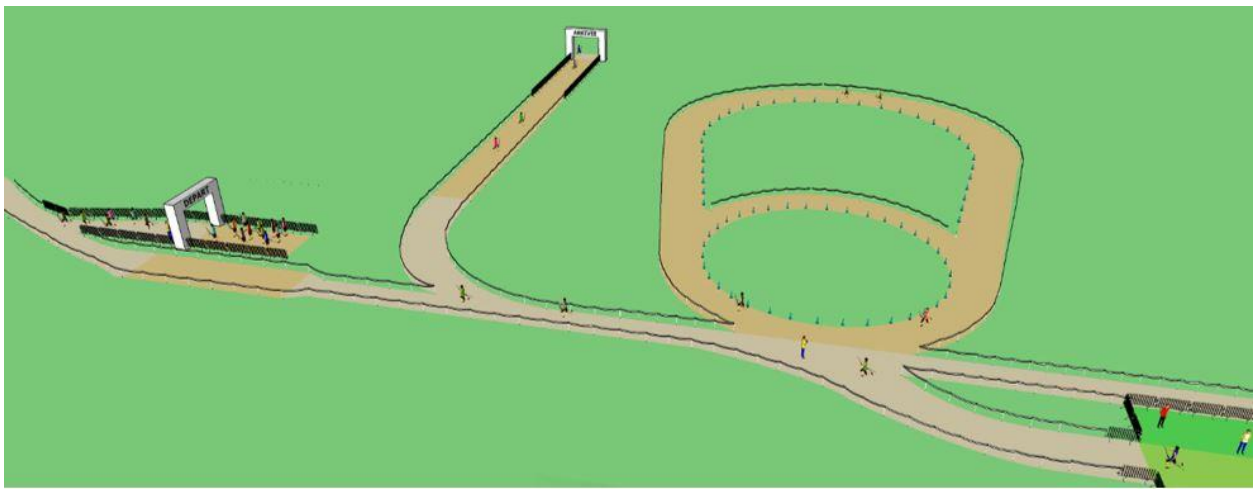

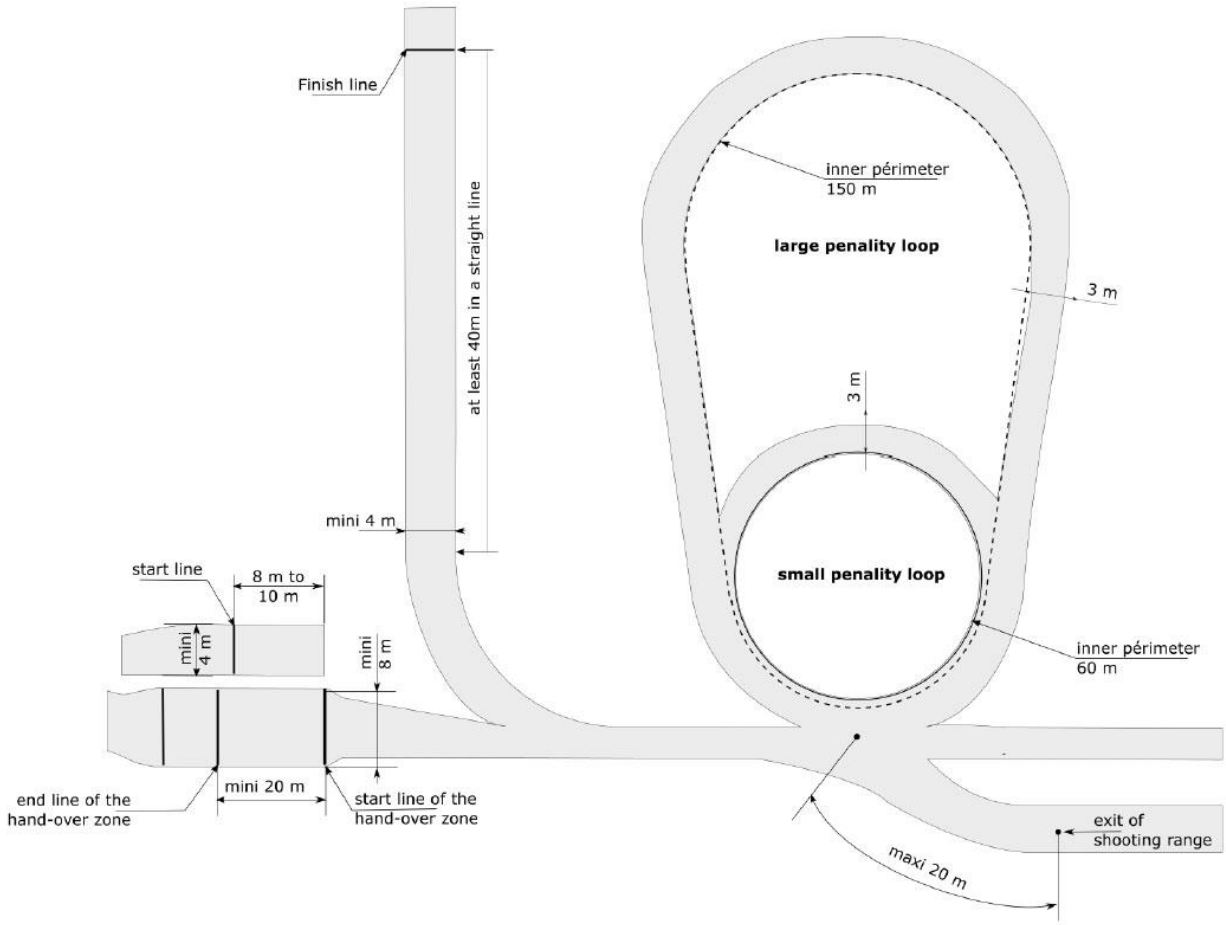

4. Example of a Configuration

Can be used in a stadium for Individual Sprint, Team Sprint, Team Double Sprint, Mixed Team Sprint and Mixed Team Double Sprint.

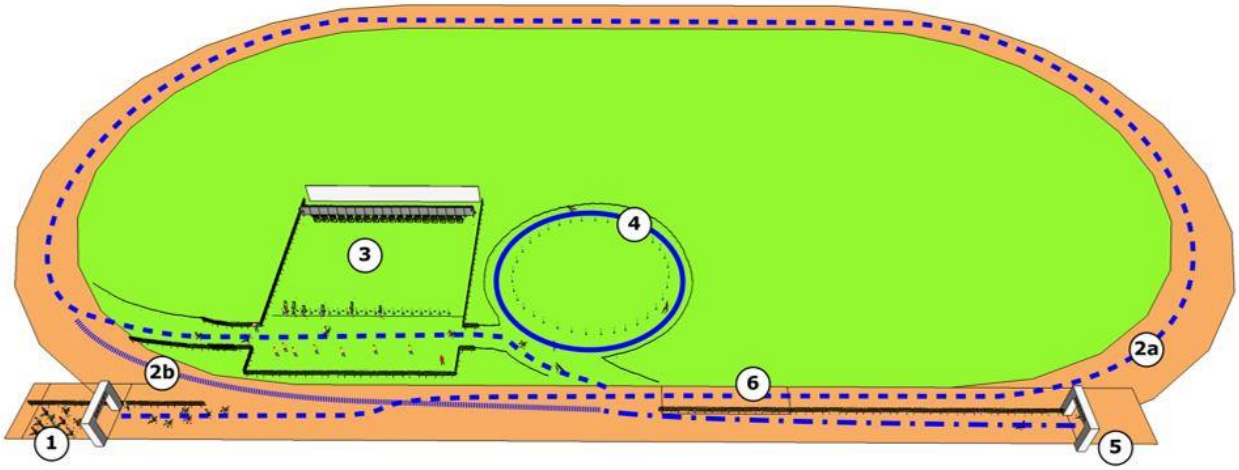

Number	Zone	Competition formats	
		Individual Sprint (3x400m)	Team Sprint, Team Double Sprint, Mixed Team Sprint, Mixed Team Double Sprint
1	Start zone	✓	✓
2a	Run loop 400 meters	✓	✓
2b	Corridor last run loop	✓	
3	Official shooting range on 18 meters	✓	✓
4	Penalty loop 60 meters	✓	✓
5	Finish zone (40 meters in a straight line)	✓	✓
6	Hand-over zone		✓

Chapter 50 Ski Archery

50.1 Ski Archery

50.1.1

Ski Archery combines cross-country skiing and archery. In principle, all World Archery Rules apply unless other regulations are detailed in this Chapter.

50.2 Classes of Athletes

50.2.1

The following classes are authorised for World Archery competitions:

50.2.1.1 Men and Women.

On 1 November in the year of their 21st birthday, male and female athletes will be called Men and Women respectively, and, according to gender, will start only in Men's and Women's competitions.

50.2.1.2 U21 Men and U21 Women

Athletes who have not yet reached Men's or Women's age as defined above are U21 Men or U21 Women, respectively.

Separate competitions will be organised for them. However, U21 Men are permitted to take part in Men's competitions and U21 Women are permitted to take part in Women's competitions.

50.3 Event and Competition Specifications

50.3.1

The events and competition specifications for the discipline of Ski Archery are as follows:

1	2	3	4	5
Class of Competitors	**Course Length and Competition Type**	**Ski Loops**	**Shooting Ends (4 arrows per end)**	**Shot Penalty**
MEN	12.5 km Individual	5 x 2.5 km	S, K, S, K	1 minute
	7.5 km Sprint	3 x 2.5 km	S, K	150 m penalty loop
	10 km Pursuit	4 x 2.5 km	S, K, S	150 m penalty loop
	10 km Mass Start	5 x 2 km	S, S, K, K	150 m penalty loop
	3 x 6 km Relay	3 x 2 km each	S, K (each) + one spare arrow per end	150 m penalty loop
WOMEN	10 km Individual	5 x 2 km	S, K, S, K	1 minute
	6 km Sprint	3 x 2 km	S, K	150 m penalty loop
	8 km Pursuit	4 x 2 km	S, K, S	150 m penalty loop
	7.5 km Mass Start	5 x 1.5 km	S, S, K, K	150 m penalty loop
	3 x 6 km Relay	3 x 2 km each	S, K (each) + one spare arrow per end	150 m penalty loop
U21 MEN	10 km Individual	5 x 2 km	S, K, S, S	1 minute
	6 km Sprint	3 x 2 km	S, K	150 m penalty loop
	8 km Pursuit	4 x 2 km	S, K, S	150 m penalty loop

	7.5 km Mass Start	*5 x 1.5 km*	*S, S, K, K*	*150 m penalty loop*
	3 x 6 km Relay	*3 x 2 km each*	*S, K (each) + 1 spare arrow per end*	*150 m penalty loop*
U21 WOMEN	*8 km Individual*	*4 x 2 km*	*S, K, S*	*1 minute*
	4 km Sprint	*2 x 2 km*	*S*	*150 m penalty loop*
	6 km Pursuit	*3 x 2 km*	*S, K*	*150 m penalty loop*
	6 km Mass Start	*5 x 1.2 km*	*S, S, K, K*	*150 m penalty loop*
	3 x 6 km Relay	*3 x 2 km each*	*S, K (each) + 1 spare arrow per end*	*150 m penalty loop*

Notes:

Column 1: Class of Competitor: according to these Rules.

Column 2: Course Length and Type of Competition: the required length of the course and the type of competition according to these Rules.

Column 3: Number and Length of Ski Loops required for the competition.

Column 4: Shooting Ends: the number and sequence of shooting ends and shooting positions.

Column 5: Shot Penalty: the penalty automatically imposed for each target not hit.

50.4 Registration and Entry

50.4.1

Participation at World Archery Events: two separate notices must be given:

Registration and entry.

50.4.1.1 Registration and Replacements

Registration is an early notification of the intent to participate. The numbers of athletes and team staff members that may be registered for an event are detailed in the event specific rules. The registration for events will be made as follows:

- *World Archery Ski Championships / World Archery Ski Youth Championships. For the WASCH / WASYCH, the estimated number of athletes and team staff (registration by numbers) must be received by the organisers two months before the beginning of the WASCH / WASYCH.*

At least 14 days before the start of the WASCH / WASYCH, a list of the names and gender of the intended participants (registration by names) must be received from each nation by the organisers.

The replacement of registered athletes must be notified to the organisers immediately after the changes have been made;

- *SAWC Events.*

For SAWC events, the estimated number of athletes and team staff (registration by numbers) must be received by the organisers one month before the beginning of the SAWC.

At least 14 days before the start of the SAWC, a list of the names and gender of the intended

participants must be received from each nation by the organisers.

The replacements of registered athletes must be notified to the organisers immediately after the changes have been made;

- *Other Events.*

The registration for other events will be as demanded in specific event rules.

50.4.1.2 Entry

The entry is the written notice of athletes or a team being entered to start in a specific competition. It must be submitted for all events at least four hours before the draw for the Individual, Sprint and Mass Start competitions.

The entry for team participation in the Relay competition must be made for all events not later than four hours before the draw.

The names of Relay athletes must be submitted in start order by 4 pm on the day before the Relay and Team competitions.

Entries for the Pursuit competition are not required, as all athletes who qualify for the Pursuit in the qualifying competition are considered to be participants.

The numbers of athletes that may be entered for a competition are stated in the event rules.

50.4.2 Registration Procedures

Registration must be made in writing by post, fax or e-mail to the address indicated in the invitation and within the required deadline.

For WASCH, WASYCH and SAWC events, registration must be made or approved by the Member Association;

- *By registering or approving an Athlete, the Member Association confirms and tacitly guarantees that the athlete is covered by accident and liability insurance and that the athlete is medically fit to compete.*

50.4.3 Late Entries

- *The TD may approve a late entry due to extraordinary circumstances before the draw;*
- *The Competition Jury may approve a late entry due to 'force majeure' after the draw. The Competition Jury will direct in which position(s) the late athlete(s) will start. A separate draw may be used for this purpose.*

50.4.4 Replacement of Entry – 'Force majeure'

If an entered athlete cannot start due to 'force majeure', another registered athlete may take the place, but not later than 30 minutes before the listed start time of the entered

athlete.

In Relay competitions, competitors may be replaced as follows: competitor for the first leg – 30 minutes before the simultaneous start, for the second – before the simultaneous start, for the third – before the first handover, and for the fourth – before the second handover.

In case of such a replacement, a valid reason preventing the start will be provided to the Competition Jury not later than 30 minutes before the listed start time in question or for the specified deadlines for the Relay.

50.5 Draw and Assignment of Start Numbers

50.5.1 General

Athletes or teams are randomly selected from the entries for the competition by manual or computer draw, and are assigned their start numbers based on that draw unless other rules regulate that competition. A draw will also be used to resolve any tie situation which cannot be resolved using the specific rules for that issue.

50.5.2 Timings of the Draw

The draw of any competition may be made no earlier than 24 hours before and not later than 15 hours before the start of the competition. However, if the majority of team managers agree, the draw for the Mass Start or Relay competitions may be made at the Team Managers' meeting for the competition that precedes the Mass Start or Relay competition in the event programme. If the Competition Jury decides to repeat a competition or to postpone a competition to a time which is not within the 24-hour period of validity of the draw, a new draw will be made.

50.5.3 Place of Draws

The draw will be made during and at the place of the Team Managers' meeting and will be visible to all Team Managers. However, the technical delegate may decide to have the draw outside the Team Managers' meeting. Such an outside draw must be supervised by at least two Competition Jury members.

50.5.4 Assignment of Athletes into Draw Groups

When submitting their entries, Team Managers must assign one athlete to each of the draw groups. If a team consists of fewer athletes than the number of draw groups, the Team Manager must decide which groups the athletes will be placed in (one in each group, chosen). If a team consists of more athletes than the number of draw groups, the extra athletes will be added to the draw groups at the Team Manager's discretion, one in each group.

50.5.4.1

Draw for Individual and Sprint Competitions.

The start order will be decided by randomly drawing the names of athletes from the four draw groups into which they have been assigned by their Team Managers and by randomly drawing the start number for each athlete. The draw will be made separately for each group in the following order:

Group 1 - Group 2 - Group 3 - Group 4.

Every athlete will be assigned a number; blank start numbers are not permitted.

If the draw in the Individual or Sprint competition has 60 or fewer athletes, the draw will be made in three groups. If there are 40 or fewer, then the draw will be made in two groups following the same principle as for the four draw groups.

The Team Managers of the teams with the top 15 athletes, based on the current SAWC Total Score standings, are allowed to place those athletes in any draw group regardless of the foregoing regulation.

50.5.4.2

Draw for Group Starts in Sprint Competitions.

At international competitions other than the WASCH, WASYCH and SAWC competitions, the start for the Sprint competitions may be individual or in groups. If the start is made in groups, the draw groups will be subdivided into start groups.

The number of athletes in the start groups will depend on the conditions of the competition facilities and on the total number of athletes.

Otherwise, the draw will be the same as for individual starts. For a group start, the start numbers drawn will determine the athletes' positions at the start.

50.5.4.3

Assignment of start numbers and start times in Pursuit Competitions.

A draw is not conducted for the Pursuit competition. Athletes are assigned start numbers and times based on the results of the Sprint Competition.

Athletes in the Pursuit will start in the same order in which they finished the Sprint competition: the winner of the Sprint competition will start first with start number 1, the second place of the qualifying competition will start second with start number 2, and so on.

The winner of the Sprint competition will have a start time of zero (0), which will be shown on the start list as the clock time for the start of the Pursuit Competition. The remaining athletes in the Pursuit Competition will have as their start time the actual time by which they were behind the winner in the Sprint competition. Start lists are produced based on the

foregoing and must show the assigned start lane for each athlete. If there is a tie for the last place in the Sprint Competition that qualifies for the Pursuit Competition, both of the tied athletes are allowed to start in the Pursuit Competition.

All athletes whose start times are more than five minutes after the start time of the leader will be started simultaneously at five minutes after the first start, but their actual competition time will show their time calculated from their actual start times from the Sprint Competition.

50.5.4.4

Assignment of Start Numbers and Tracks – Mass Start Competition. Start numbers at WASCH and SAWC events will be assigned according to the applicable event rules. At all other events, a single random draw will be used to assign the start numbers for all athletes, who will not number more than the number of targets available.

50.5.5 Draw for Relay Competitions

50.5.5.1 The Purpose of the Draw for Relay Competitions:

The draw for the relay competition determines each team's start number, which will be the team's start track number and the team's shooting lane number on the range.

50.5.5.2 The Method of Draw for Relay Competitions

For the relay competition, previous results will determine from which row a team will start in the mass start of the first athlete of each team. Start numbers are in numerical sequence and continue consecutively for all of the entered teams. The draw will be made as follows.

1. *If there are the same number or fewer teams entered than the number of front-row start tracks, only one draw will be done to assign the start numbers.*
2. *If it is necessary to start from more rows than one, the start numbers will be drawn for the teams entitled to start from the first row, then separately, based on entitlement, for each subsequent row.*

50.5.5.3 Placement of Athletes in Relay Start Tracks

Start tracks will be numbered from left to right, facing the direction of the start. Number one is the left track and the highest number of the front row will be the right track. The lowest number in the second row will be placed behind number one, the next consecutive number behind number two, and so on.

50.5.5.4 Selection of Relay Teams for Start Rows

At WASCH and SAWC events, relay teams are entitled to start from the front, and each subsequent row will be in the order of the ranking from the results of the previous year's

SAWC Nations Cup score final standings, with the best teams in front. The number of teams starting from each row will depend on the number of start tracks available at the competition site, never fewer than eight.

For WASYCH, the allocation of start tracks in the first row will be determined by random draw among those nations that were placed highest in the previous year's WASYCH Relay, according to the number of front row tracks available. The remaining WASYCH teams will be placed into subsequent rows by a random draw.

If teams entitled to the front row have not entered the competition, the teams placed next highest based on the same criteria will be allowed to enter for the draw for the front row. The same procedure will be followed for the second row and, if necessary, for the third and subsequent rows.

50.5.5.5 Extra Relay Teams

Extra Relay teams are not permitted at WASCH, WASYCH or SAWC competitions.

At other events, however, extra relay teams are permitted. They start in rows behind the official teams and must not be awarded official prizes. Extra teams may consist of members of more than one nation.

50.6 Awards

Awards (Medals, Diplomas, Prizes and Scoring points) can only be given for competitions where five or more athletes or relay teams are competing.

50.7 Team Managers Meeting

50.7.1 General

At each Ski Archery event, meetings will be held for the Team Managers to elect the Juries, conduct draws, and provide information about the event and the competitions. The first meeting will be held at the latest on the day before the first day of Official Practice in order to elect the Jury of Appeal. For the remaining meetings of the event, the dates and times depend on the time required to conduct the draw. The competition chief will chair the meetings.

50.7.2 Attendance at Team Managers Meeting

The following persons will attend the Team Managers' meeting:

- *The Official World Archery representative*
- *The TD(s) and SAIJ(s)*
- *All Competition and Appeal Jury members*

- *At least one representative from each participating team*
- *The Competition Chief*
- *The Officials (Chief) of Range, Course, Timing, Stadium and the Competition Secretary or their representatives*
- *The necessary meeting support staff and interpreters, if required.*

50.7.3 Team Managers Meeting Agenda

The agenda for a Team Managers meeting will include the following items, as appropriate:

- *Call to order*
- *Roll call of nations (or teams)*
- *Election of the Jury of Appeal*
- *Draw(s)*
- *Technical briefing for the next competition(s)*
- *TD(s) comments*
- *Weather report*
- *Other business*
- *Adjournment*

50.7.4

The start list and start numbers should be issued to the teams at the end of the meeting.

50.8 General Organisation and Appointment

The following organisations and persons will be established or appointed for the preparation, conduct and control of Ski Archery events and competitions:

- *Organising Committee*
- *Competition Jury*
- *TD (s) and SAIJ (s)*
- *Jury of Appeal*
- *The official World Archery representative (if applicable)*

50.9 Competition Jury

50.9.1 General

A Competition Jury is established for Ski Archery events to act as the authority on all matters related to the event, which are not specifically designated to be under the jurisdiction of other World Archery organs. One Competition Jury is established for both the Men's and the Women's competitions. The Competition Jury will make decisions about the event, competitions and related arrangements and conditions to ensure fairness and correctness. The Competition Jury imposes penalties for violations of rules reported by the TD(s), SAIJ(s), competition officials and Competition Jury members, and imposes penalties and disciplinary measures on its own. Additionally, the Competition Jury decides on time adjustments and rules on competition situations not covered by these Rules or other World Archery authority publications. The Competition Jury passes on all appeals submitted to it to the Jury of Appeal.

The Competition Jury's procedures follow the World Archery Jury procedure and the rules laid down in Article 50.29. Penalties, Article 50.30. Disciplinary Measures and Article 50.31. Prohibitions and Sanctions for Non-Competing Persons.

50.9.2 Duration of Office

50.9.3 Chairperson

The chairperson of the Competition Jury is the technical delegate.

50.9.4 Competition Jury Composition

At WASCH, WASYCH and SAWC competitions, the Competition Jury will consist as follows:

- *The TD*
- *The 2nd TD*
- *The Competition Chief*
- *The chairman of the Tournament Judges Commission (SAIJs)*

50.9.5 Competition Jury Meetings and Decisions

The Competition Jury must assemble within a minimum of time whenever a meeting is required, as directed by the Competition Jury chairperson, and must remain readily available for CJ duties for 15 minutes after the publication of the Interim Results.

Meetings of the Competition Jury will normally be held as follows:

- *Immediately after the first Team Managers' meeting.*
- *Approximately one hour before the start of the competition.*

- *At any time during the competition, when called by the Competition Jury chairperson.*
- *Immediately before the last finish in the competition.*
- *At any other time when a meeting is called by the Competition Jury chairperson. Decisions of the CJ are normally made with all its members present. However, in exceptional cases, the CJ is entitled to pass a resolution if at least three members are present. The CJ chairperson will only vote in case of a tie vote. Decisions are made by each member voting on the issue, and a simple majority will decide.*

50.9.6 Tasks of the Competition Jury

50.9.6.1

Prior to the Competition:

- *To check if the competition facilities comply with the rules.*
- *To check the eligibility of all athletes registered for the event.*
- *To supervise the draw.*
- *To determine if a competition has to be postponed or annulled due to serious difficulties (such as extreme weather conditions, cold, high winds, etc.).*
- *To restrict or prohibit training on the competition facility due to circumstances such as very wet snow conditions or very little snow, which could jeopardise the conduct of the competitions.*
- *To decide if and under which conditions a late entry may be accepted.*
- *To decide if a competitor properly entered for participation may be replaced by a substitute in the case of 'force majeure'.*

50.9.6.2

During the competition:

- *To ensure that the competition is conducted according to these rules.*
- *To direct the necessary measures if difficulties occur, such as heavy fog or a storm which seriously endangers the correct and fair conduct of the competition. An extreme option may be to stop the competition.*
- *To decide on the admission of athletes who arrive late at the start due to 'force majeure'.*

50.9.6.3

After the competition:

- *To authorise the award ceremony and the posting of interim results.*
- *To impose or reject penalties on violations reported by the TDs, SAIJs, Competition Jury members and officials of the Organising Committee.*
- *To determine necessary time adjustments.*
- *To stop or cancel the competition if necessary.*
- *To order the repetition of the competition, if justified and possible.*

50.9.6.4

At all times, to decide on all matters which are not covered in these rules.

50.10 Jury of Appeal

50.10.1

An appeal may be made against a decision of the CJ. The appeal must be made to the Jury of Appeal established for the event, and in accordance with the Jury procedure and the Ski Archery Disciplinary Rules.

50.10.2

The Jury of Appeal for the event is composed of three members elected during the first Team Managers' meeting. Nominations are requested from the Team Managers for candidates to be members of the Jury of Appeal. If there are three candidates, no vote is necessary, and the candidates become Jury of Appeal members by acclamation. If there are more than three candidates, a vote must be taken from the Team Managers. Only one vote per nation is allowed. A simple majority will elect a Jury of Appeal. If no simple majority is obtained by any candidature, the person with the fewest votes is removed as a candidate, and the vote is repeated for the remaining candidates until the Jury of Appeal members are elected.

50.11 Technical Delegates

TDs are appointed by World Archery and are official representatives of World Archery. TDs are responsible for ensuring that events are prepared and conducted in accordance with the World Archery Rules.

50.12 Ski Archery International Judges

50.12.1 General Regulations

SAIJs are persons who are appointed by World Archery to officiate at World Archery Ski Archery events. They are responsible for the correct performance of duties and tasks related to their area of responsibility in cooperation with the Organising Committee and the TD. SAIJs are required to direct, advise and assist competition officials in their duties and to intervene to prevent a mistake from being made. The SAIJs at an event are subordinate to the chairperson of the Tournament Judge Commission, report on the performance of their duties, and follow the directions of the chairperson.

50.12.2 SAIJs Functions at Competitions

The functional areas where SAIJs are employed at competitions are as follows:

- *Start/Finish*
- *Shooting range*
- *Course*
- *Equipment inspection*

The chairperson of the Tournament Judge Commission is the SAIJ of the Shooting Range.

50.12.3 Numbers of SAIJs for Events

The following number of SAIJs will be appointed for events:

- *WASCH 4*
- *WASYCH 4*
- *SAWC 4*
- *SACC 4*

50.12.4 SAIJs Tasks and Duties

Details of tasks and duties of SAIJs are given in Appendix B to these rules.

50.12.5 SAIJs Costs

Organisers of events and competitions are responsible for paying the accommodation and meal costs for the period of the duty.

50.13 Competition Facilities and Arrangements

50.13.1 General

The competition facility is the site on which Ski Archery competitions and practice are

conducted and consists of the stadium area and the course.

Located in the stadium area are the start/finish areas, shooting range, penalty loop, Relay hand-over zone, ski test area, team wax huts, spectators' areas, the necessary Organising Committee buildings, offices and parking spaces. The site will be technically suitable, according to these Rules, for facilitating all types of Ski Archery competitions and will offer the best possible viewing of the competitions to spectators and for the requirements of TV coverage.

50.13.2 General Requirements

The start and finish areas, shooting range, penalty loop and Relay hand-over zone must be located on level ground and close together with good viewing of competition activities for the majority of the spectators. These areas and critical parts of the course must be fenced in order to prevent athletes from being impeded or going astray and to prevent access by unauthorised persons. There must be sufficient space for athletes and competition officials to conduct their required activities, adequate room for team support staff, press, photographers and spectators, and enough space for TV camera crews and transmission facilities without interfering with the competition.

50.13.3 Maximum Distance

The competition facility must be no more than 30 km or 30 minutes travel from the teams' accommodations, unless otherwise approved by the TD.

50.13.4 Competition Office

A Competition Office or sub-office must be located in or near the stadium area. The office must be open during the event and will be the official interface between teams and the Organising Committee.

Teams will be able to submit entries for competitions at the office, and information about the event and competitions must be available in the office.

A mailbox for each participating team must be provided in the office.

50.14 Start Areas

50.14.1 General

The start area for all competitions must be level with the snow, well-packed and smoothly groomed, and be visible to spectators.

The start line must be placed at right angles to the skiing direction and be marked with a red line sunken into the snow. The area must be well-fenced and be suitable for the traffic flow of athletes, team support staff and officials.

There must be a warm-up area immediately adjacent to the start area for athletes to perform their final warm-up before competition, which will include arrangements to take care of warm-up clothing and contain an adequate number of bow racks.

50.14.2 Individual and Sprint Competition Start Area

The start area for Individual and Sprint competitions will be approximately 8-10 m long and a minimum of 4 m wide and be separated from the warm-up area by a fence with an opening to allow controlled access.

50.14.3 Pursuit Competition Start Area

The start area for the Pursuit Competition must have a minimum of three start lanes, and the actual number of start lanes is determined by the number of simultaneous start times in the start list. If there are four starts at the same second, then there will be four start lanes, etc. A common start line, marked in the snow, will cross the end of the start lanes. The start lanes must be 1.5 to 2 m wide and sufficiently long to hold the required number of athletes. The lanes will be immediately adjoining each other and be separated by fencing.

There must be a spare passage or lane, which allows access to the start line in the case of late starts. This lane will be controlled by a start official with a stopwatch synchronised to the competition time.

50.14.4 Pursuit Start Boards

Separate boards showing the start numbers and start times of each lane in large print, readable by athletes and officials, must be positioned in front of the applicable start lanes.

50.14.5 Relay and Mass Start Competition Start Area

The start area will be laid out in such a way that all the athletes are required to ski the same distance until they reach the common trail. A minimum of eight straight, parallel sets of tracks, with a minimum of 1.2 m between each set of tracks (measured from centre to centre), will be set for a minimum of 35 m from the start line. The number of start tracks is to be based on the space available and the number of Relay teams entered, with the objective of having the fewest possible start rows. The end of the parallel tracks must be clearly marked.

After the first parallel tracked section, there must be a further straight 50 m to 100 m of level and smoothly groomed, trackless, gradually converging area, which leads to the competition trail.

50.14.6 Start Track Number Boards - Relay and Mass Start Competition

The start tracks must be marked with number boards showing the number of the tracks. There must be the same number of boards as the number of teams in the competition. The

number boards are to be placed on the left of each track and show the number to the front and the rear. The numbers on the boards must be at least 20 cm high and must be highly visible to the athletes and TV.

50.14.7 Course Information Boards

There will be a board within the start area on which the course map is shown. At the start line, there will be a board, which shows the trail colour sequence for the competition.

50.14.8 Start Clock

At the start area for Individual and Sprint competitions, there must be a start timer placed so that it is easily readable from the start line. The display of the timer and the sound signal must be synchronised. For the Pursuit competitions, there must be a start clock for each start lane. In or near the start area, there will also be a clock displaying the correct time of day, which must be clearly visible to athletes in the area.

50.14.9 Start Equipment Control

The start equipment control will be located in close proximity to the start. Its placement and design will facilitate the smooth, orderly and timely flow of athletes through to the start. The control station will have tables and the required equipment and forms to perform the checks.

50.15 Course and Associated Parts

50.15.1 General

The course is the network of ski trails to be used for the competition. It will consist of continuously changing flats, climbs and downhill sections. Extremely long and difficult climbs, dangerous descents, monotonous flats and hills that will be sidestepped are not permitted. Changes in the direction of a trail must not occur so frequently that an athlete's ski rhythm is seriously disturbed.

50.15.2 Altitude, Width and Length

The maximum altitude of any part of the course may not be higher than 1800 m above sea level unless the TD specifically authorises an exception in necessary circumstances. For SAWCH, SAJWCH and SAWC competitions, trails must have a minimum width of 6 m of groomed snow surface. If required in places like difficult climbs, the trail will be wider. If narrower sections, such as bridges or mountain passes, are unavoidable, the narrow parts may not be less than 4 m wide or longer than 50 m. The actual length of the course may not be more than 5% different from the length specified for the competition.

50.15.3 Use of Trails

Trails in a competition may be used several times during a competition if they are at least 6 m wide. If trails are less than 6 m wide, they should not be used more than twice during a competition. For flexibility of usage, there should be a minimum of two separate trail loops.

50.15.4 Setting of Tracks

If required by the competition circumstances, the TD will direct that a track be set on the right or left side of the trail. If required, downhill sections will be tracked as directed by the TD. Tracks must not be in such a way or in places where they may endanger or hinder athletes. The width and depth of tracks must be set so that all regular types of boots and bindings can be used without side friction.

50.15.5 Safety

Athletes must be allowed to ski downhill at full speed without undue risk of an accident. When evaluating the risk, extremely fast trail conditions must be considered.

50.15.6 Grooming

Trails will be as level as possible, solidly packed and smoothly groomed. They must not be artificially frozen. Downhill turns will be banked as necessary. All types of hindrances and obstacles must be cleared from the trails, such as stumps, branches, stones and soil. Overhanging or protruding branches must be trimmed so that they do not obstruct or endanger athletes.

50.15.7 Marking

The trails must be clearly marked and defined so that at no time is an athlete in doubt about how to follow the trail. This applies especially to descents and other critical points. Clear markings must be placed at such points. At 100 m from the finish line, there must be a signboard indicating "Finish - 100 m".

50.15.8 Course Sequence Colours

The sequence of the trails must be uniformly marked on the right side in the ski direction by coloured signboards. The first trail will be marked red, the second green, the third yellow, the fourth blue and the fifth brown. If a trail is to be used more than once, the colours must appear on the boards in the sequence of use from left to right or from top to bottom. Junctions must be clearly marked with trail colours. If only one trail loop is used for the competition, the marking colour will be red.

50.15.9 Fencing

All trails not used in the competition must be fenced or barricaded. Fences must separate

trails close to each other so that athletes cannot go on the wrong trail.

50.15.10 Forerunners

Immediately before the start of the competition, the entire course must be skied before the first athletes start, by at least 10 forerunners who will not take part in the competition. While on the course, they will clear it and correct the markings if required.

50.15.11 Course Specifications by Competitions

The following table details the required technical specifications for courses for each type of competition.

Distance between Shooting Ends	Height Difference	Maximum Climb	Total Climbs
2.5 km	100 m	75 m	210/300 m
2 km	100 m	75 m	200/350 m

50.15.12 Relay Hand-over Zone

In Relay competitions there must be a well-marked hand-over zone, 30 m long and 8 m wide, at the end of a straight section placed in such a way that incoming athletes can arrive at a controlled speed. The last 50 m of the trail before the zone must be at least 8 m wide. The hand-over zone must begin at the timing line. The beginning and end of the zone must be marked with a red line in the snow and with a sign at the beginning: "Hand-over". The zone must be fenced along both sides, with one access gate for controlled entry by starting athletes.

50.15.13 The Penalty and Penalty Loop

For the Individual competitions, the penalty is one minute for each missed arrow. For Sprint, Pursuit, Mass Start and Relay competitions, a penalty loop must be set up immediately after the shooting range – no further than 60 m of skiing distance from the right edge of the range to the entrance of the penalty loop. The loop will be an oval trail which is 5 m wide and 150 m (plus or minus 5m) long, measured along the inside perimeter of the loop. The entrance and the exit of the penalty loop must be clearly marked by means of boards to avoid mistakes.

If targets with paper target faces are used, there are no penalty loops. The penalties are as follows: 60 seconds for Individual Competitions and 30 seconds for Sprint, Pursuit and Relay Competitions.

50.15.14 Ski Test Area

At SAWCH, SAJWCH and SAWC, a ski glide test area will be set up on slightly sloping terrain in or near the stadium area, large enough to accommodate all participating teams. The glide test downhill slope must be an eight to 12-degree slope and a minimum of 30 m long. The

test area must be prepared and groomed the same as the competition trails. In the ski test area, there will be an information board on which the temperature of the air and the snow, at the highest and lowest points of the course profile, must be shown and updated at three, two and one hours prior to the first start, and thereafter every 30 minutes until the last athlete has started.

50.15.15 Warm-up Trail

In proximity to the stadium and with easy access from the team huts, there should be a separate trail on which athletes can warm up. The trail should be approximately 600 m long and be prepared in the same way as the competition trails.

50.16 Shooting Range

50.16.1 General

The shooting range is where all shooting takes place during a Ski Archery Competition. It will be located in the central area of the stadium and both the targets and the shooting ramp must be visible to the majority of spectators. The range must be flat and level and be surrounded by adequate safety barriers on the sides and behind the targets. The placement and configuration of the range must be set up with strict regard for safety in relation to the trails, stadium and the surrounding areas. The shooting direction should be generally north to enhance light conditions during competitions. Safety protection should not obstruct the view of the competition, neither by spectators nor by TV.

50.16.2 Specifications and Configurations

50.16.2.1 Shooting Distance

The distance between the front edge of the shooting ramp and the line of targets must be 18 m (±10 cm).

50.16.2.2 Kneeling and Standing

Looking in the shooting direction, the right half of the range is for shooting in a standing position, and the left half is for shooting in a kneeling position.

The division must be clearly indicated to the athletes by signboards. An exception to the right and left configuration is made during Pursuit, Mass Start and Relay competitions when athletes shoot from all lanes in both kneeling and standing positions.

50.16.2.3 Entrance and Exit

During practice and competition, athletes must enter the range from the left and exit on the right side.

50.16.2.4 Levels

The surface of the shooting ramp and the surface on which the targets stand will be near the same level as possible.

50.16.2.1.5 Space Configurations

At the rear of the range, there will be a fenced-off area of 10 to 12 m width (shooting ramp), measured back from the front edge of the shooting line and extending along the entire back of the range. The area is reserved for athletes, officials and members of the Juries. However, if authorised by the TD, other persons, such as TV camera teams, may be allowed in this area. Directly behind that area, there will be a second fenced area of at least 2 m width reserved for three team staff members per team. This area will be arranged so that the team staff members have good visibility of the targets and the shooting ramp area.

50.16.3 The Shooting Ramp

The shooting ramp is the area at the rear of the range where the athletes stand or kneel to shoot. The ramp must be totally covered with snow, solidly packed, even, smoothly groomed and not icy, and the entire area used by athletes during the competition must be level.

50.16.3.1 Shooting Lanes

The shooting ramp is divided into shooting lanes from which one athlete at a time will shoot. Every shooting lane must be at least 2 m but not more than 3 m wide. The width of the lanes is marked on both sides of the shooting ramp from its front edge for a distance of 1.5 m to the rear with a red-coloured board sunken into the snow so that it is level with the snow surface. Both sides of each lane must be marked from the ramp to the targets with flags, posts or similar markings, which clearly define the lanes but do not interfere with shooting.

There must be a distance of 3 m between the outer edge of the left and right lanes and the start of the safety barriers they adjoin. This distance must be maintained from the ramp to the targets.

50.16.3.2 Shooting Mats

For shooting in both the standing and kneeling positions, mats will be placed at the front of each shooting lane on the ramp. The mats must be 150 cm x 150 cm and 1 or 2 cm thick and made of synthetic or natural fibres with a rough, non-slip surface.

50.16.4 Targets

There are two main kinds of targets used for Ski Archery practice and competitions:

- *Drop-down targets;*
- *Targets with paper target faces.*

Only drop-down targets will be used for competition and only targets with paper target faces will be used for the zeroing of bows. Both paper target faces and drop-down targets may be used for practice.

Only targets which are in conformity with the Material Catalogue (see Appendix 2 - Material Catalogue) may be used for World Archery competitions. A shooting range for WASCH, WASYCH and SAWC competitions must have at least 30 shooting lanes and targets. The targets used for WCH must have a remote reset capability.

50.16.4.1

The same type of targets must be used for all athletes in one competition.

50.16.4.2 Target Maintenance

Targets will be well maintained and adjusted according to the manufacturer's instructions.

50.16.4.3 Target Placement

The targets must be set up in a level straight line parallel to the front edge of the shooting ramp. They must be level in all directions. The targets will be placed so that the centre aiming mark of the target is the middle of the width of the lane. The targets must not deviate sideways more than 1% from the right-angle lines of their shooting lanes. The target centre must be 100 cm higher than the surface of the shooting ramp.

50.16.4.4 Target Background and Arrow Stopper

Behind the targets, there must be an arrow-proof white net or a similar soft material arrow-proof device to stop the arrows which have missed the targets. The height of either the net or any similar device must be 1 m above the upper edge of the target and not less than 2 m.

50.16.5 Numbering and Markings

The shooting points and the corresponding targets must have the same number, be easily visible, and begin from the right with the number 1. At WASCH, WASYCH and SAWC competitions, the shooting lanes must be numbered on the left and right side at the front edge of the shooting ramp. The numbers at the shooting ramp must be placed so that they do not obstruct TV coverage of the shooting athletes and must be 20 cm high and 3 cm in width. The size of the target numbers is 40 cm high with a line width of 4 cm, and they will be mounted immediately above the targets.

50.16.5.1 Entrance and Exit Boundaries

At the entrance and exit of the range, 10 m outward from the left and right-hand shooting lanes, there must be a clear marking. These markings indicate the outer edges of the information prohibition zone of the range.

50.16.6 Wind Flags

At competitions and official practice, wind flags must be installed at the side of every third shooting lane on the target line.

The flags will be placed between the targets at a height of 1 m.

50.16.7 Bows Racks

Suitably placed on the range in front of the team staff area, there will be racks for the spare bows for each participating team during competitions and an adequate number during practice. The racks must be clearly marked with the names of the participating nations or teams. The racks may be used by teams during competition, practice and zeroing.

50.16.8 Video Cameras on the Range

For WASCH, WASYCH and SAWC competitions, video cameras will be installed on the shooting range so that the placement and number of cameras totally cover and record all actions of all athletes on the range.

50.17 Finish Area

50.17.1 General

The finish area begins on the competition trail at the finish line and ends at the start of the finish equipment control point. It must be at least 30 m long and 8 m wide. The last 50 m before the finish line must be straight and 8 m wide. Only officials, finishing athletes and specially authorised TV personnel are permitted in the finish area. In the finish area, the 10 m distance immediately after the finish line must be clearly marked to indicate the zone in which athletes are not permitted to display their bows or skis for advertising.

50.17.2 Finish Equipment Control

The finish equipment control will be located so that finishing athletes flow into it and through it naturally and under control. This is particularly important for relay competitions so that finished athletes do not obstruct the outgoing trail from the handover zone. The finish area fencing and placement must be set up so that athletes have no way of evading the finish equipment control.

50.17.3 Media Area

Adjacent to the finish area, a fenced-off area (Mixed Zone) has to be established for TV journalists and photographers to have close contact with the athletes for interviews and pictures after they finish.

50.17.4 Refreshment Point

There will be a refreshment point after the finish area, its location to be agreed with the TD, to serve drinks and to provide paper tissues and similar necessary services to athletes after they finish. Anything consumable served must be protected against the introduction of unauthorised foreign substances.

50.18 Team Waxing and Warming Cabins

50.18.1 General.

In or very near the stadium area, there must be a sufficient number of shelters, permanent buildings or good quality temporary structures (including tents), in which teams may store equipment, wax skis, and keep warm.

50.18.1.1

The cabins must be provided with ventilation (adequate for exhausting wax fumes), lights and electric power outlets and must be warmed to at least 20 degrees Celsius.

50.18.1.2

Each team should have its own cabin, but combining more than one team per cabin is allowed if workspace and security requirements permit.

50.18.1.3

Two rooms per team should be provided, if possible, to prevent the breathing of waxing fumes by the athletes. If this is not possible, then a separate warming shelter must be provided to the athletes.

50.18.1.4

The cabins should be equipped with locking doors and teams are to be provided with keys. If the entrances cannot be locked, the Organiser must provide security for the cabins. Parking space for teams must be provided within a reasonable distance of the cabins.

50.18.1.5

A loudspeaker for the public address system should be placed near the cabins.

50.19 Competition Equipment and Clothing

50.19.1

The term 'competition equipment and clothing' includes all of the equipment, competition gear and clothing which the athlete uses during a competition, including advertising. The definitions and specifications of competition equipment and clothing are regulated by the

Material Catalogue (see Appendix 2 - Material Catalogue) and advertising by Book 1, Article 2.2.3. to Book 1, Article 2.2.8..

50.19.2 Inspections of Equipment and Clothing

50.19.2.1 General

Athletes' equipment and clothing are inspected at the start and finish of a competition. Additionally, a preliminary check is provided before the competition to ensure that no problems occur.

50.19.2.2 Start Equipment Control Inspection

Athletes must report to the start equipment control area not later than 15 minutes prior to their scheduled time to have their skis and bow checked and marked, and their clothing inspected. Athletes whose equipment and clothing do not conform to World Archery regulations will not be authorised to pass through the Start Equipment Control until the discrepancies have been corrected. Equipment, bow and clothing which have been inspected and marked at the start of equipment control must not be modified in any way prohibited by these Rules or the Material Catalogue.

Team spare bows are to be brought to the equipment control for inspection and marking and then must be taken directly to the range and deposited in the spare bow racks by the end of zeroing – the range staff will not permit the deposit of bows after this time. To facilitate the inspection of the spare bows, the equipment checkpoint must be opened at least 15 minutes before the start of zeroing.

50.19.2.3 Specific Checks at Start Equipment Control

The following checks are made:

- *The athlete is wearing the athlete's number.*
- *The bow must be correctly placed on the back between the shoulders and tightened in such a way that it can neither fall nor slide.*
- *The draw weight must comply with the fixed restrictions.*
- *The arrows must be correctly fixed to the bow or on the harness.*
- *Skis and poles are checked for correctness, and the skis are marked.*
- *Clothing and other equipment are inspected for correctness, including advertising.*
- *Spare bow, if provided, must be checked before being carried to the shooting range.*
- *The arrows must comply with the regulations of the Material Catalogue.*
- *The carrying system must be suitable to give the greatest safety against any possible*

damage both to the athlete and to the equipment.

50.19.2.4 Marking

Marking of equipment is done to prevent unauthorised change of equipment during the competition by using the athlete's start number and colours. Both skis and the bow are marked. In Individual, Sprint, Pursuit and Mass Start competitions, one colour will be used to mark skis. The marking will be made with a coloured marker pen or stamp, unique for that competition. In Relay competitions, the skis will be marked according to the team start numbers and the colours or numbers of the start sequence within the team.

50.19.2.5 Delayed Start

Delayed starting times because of late reporting at the equipment control area or corrections that have to be made to clothing and equipment are the responsibility of the athlete.

The organiser will provide sufficient staff to ensure correct control times and to prevent delayed starting times of athletes who have reported on time. The early opening of the start equipment control is permitted and encouraged at all competitions in order to avoid time difficulties.

50.19.2.6 Final Check Before Start

Between one to two minutes prior to the start, a check must be made of the athlete by the start assistants in order to ensure the following:

- *The athlete is wearing a start number.*
- *The skis and bow are properly marked.*
- *Advertising regulations are not being violated.*

50.19.3 Finish Control

After arriving at the finish and in Relay competitions after the handover zone, a check must be made to confirm the following:

- *The bow must be in the required position.*
- *Athletes have finished with at least one ski marked for them and their marked bow, with the skis and poles in accordance with the Material Catalogue.*
- *The bow draw weight is the same as stated on the control mark.*
- *The advertising regulations were not violated.*

50.19.4

At WASCH, WASYCH, SAWC and ACCH events, the Organising Committee, in consultation

with the TD, will conduct a preliminary inspection of equipment to confirm that the equipment and clothing to be used by teams are permitted by the rules. The check must normally be done at least two days before the first competition. The pre-examination does not relieve athletes of the obligation to pass equipment control at the start and finish.

50.19.4.1 Attendance.

The responsible staff of the Organising Committee must conduct the examination. Also in attendance will be the SAIJ for material control. The examination is voluntary, but a team representative should attend with clothing or equipment that may be questionable. At the first AWC event of a season, it is mandatory that at least one representative of each team attend the examination.

50.20 Practice and Zeroing

50.20.1 General

Athletes and team staff must be provided with the opportunity and the facilities to prepare for the competition. For that purpose, the organiser must provide Official Practice times, ski testing facilities, and the opportunity to zero bows and warm-up for athletes prior to the competition.

50.20.1.1 Exceptions

In extraordinary circumstances, the Competition Jury may close the entire facility or limit practice on the facility to certain parts and timings.

50.20.1.2 Rights for Practice

Athletes who have registered for a World Archery event may use the competition facility during the Official Practice. Men and Women may not participate in Official Practice, and zeroing for the other gender. All athletes who participate in Official Practice must wear a practice bib.

50.20.1.3 Type of Practice

Official Practice is the period of time that the Organiser provides for practice on the facility. During Official Practice, the facility must be prepared the same as for the competition. Unofficial Practice is the time that the Organiser allows for practice on the facility other than Official Practice, and the facility does not have to be prepared as for the competition. Organisers should allow as much time as possible in the event program for Unofficial Practice.

50.20.2 Official Practice

50.20.2.1 General

At WASCH, WASYCH, SAWC, SACCH and SACC events, the competition facility must be open for inspection and practice (Official Practice) at least once before the first competition, prepared as for the competition and at the same time of day as the competitions. Each subsequent competition should also be preceded by Official Practice unless it is not possible in the event program or due to other circumstances. The TD has the authority to permit mixed training on competition days when this is in the best interests of the athletes and the organisers.

50.20.2.2 Skiing Practice

The competition course for Official Practice will be open at the times corresponding to the competition, if possible, and will be groomed, marked and fenced or barricaded as for the competition.

50.20.2.3 Shooting Practice

The practice shooting on the day prior to the competition will be organised at times corresponding to the competition day, if possible. The practice must begin at the same time as the zeroing time of the competition day, with only paper targets in use and on assigned shooting lanes. After 30 minutes, drop-down targets will be used, and the choice of shooting lanes will be free until the end of the practice period. The organisers should also provide some paper targets during the free period, if possible.

50.20.3 Warming-up Practice (Zeroing of Bows)

50.20.3.1 Timing and Targets

Prior to the start of a competition, athletes will be given the opportunity to adjust (zero) their bows on the range for a period of 45 minutes, which will begin one hour before and end no later than five minutes before the first start. For the Pursuit, Mass Start and Relay competitions, a shorter time may be used, but it must be at least 30 minutes, and without paper target change. If necessary, Men and Women may both be zeroed prior to the first competition, but this must be done separately.

50.20.3.2 Bow Adjustment

Bow adjustment (zeroing) may take place only on the range, and only paper targets will be used for adjustment (zeroing). If the paper targets have to be changed during zeroing, the time required for the change will not be deducted from the time allocated for adjustment (zeroing).

50.20.3.3 Allocation of Warming-up Practice (Zeroing) Lanes

For Individual and Sprint competitions, if possible, each team will be allocated one warming-up (zeroing) lane on the range. The allocation of lanes will be determined by a random draw conducted under the supervision of the TD. For Relay competitions, the team-warming-up (zeroing) lane is the same as the start number. For the Pursuit and Mass Start competitions, the team-warming-up (zeroing) lane will be the lowest start number of that team, but if a nation has more than four athletes starting, it will be allocated two adjoining warming-up (zeroing) lanes. One reserve member of each team is permitted to zero before each competition, including the reserve Relay team member.

50.20.3.4 Placement of Targets with Paper Target faces for Zeroing

Every target with paper target faces for warming up (zeroing) will be placed in the middle of two lanes, with the faces at the same level and the same distance as the competition targets.

50.21 Warming-up on the Course

50.21.1 General

Except at WASCH, parts of the competition trail directed by the TD may be used for warming up before and during the competition. The trails may be used only by those athletes who start in that particular competition and only in the competition ski direction. The TD will decide if the course may be used for warm-up prior to the competition based on circumstances.

50.21.1.1 Other Use of Trails

Team support staff and athletes who are not entered to start in the competition may ski on the course up to five minutes before the first start. After this time, they may not ski on the competition trails but may walk along the side of the trails. When skiing on the trails, the non-entered athletes and team staff members must wear practice bibs or course armbands, respectively.

50.21.1.2 Ski Testing

It is forbidden to use the competition trails for ski testing. Ski testing must be done in the area assigned for ski testing. In extraordinary circumstances, the TD may authorise ski testing on the competition trails. In such a case, electronic measuring devices must be removed from the trails not later than 10 minutes before the start.

50.22 Start Regulations

50.22.1 Start Types and Intervals

50.22.1.1 General

There are four types of starts: single start, pursuit start, group start and simultaneous start (mass and relay), and two standard start intervals: one minute or 30 seconds. At WASCH, WASYCH, SAWC, SACCH and SACC competitions, the following regulations will apply.

50.22.1.2 Individual Competitions

For all individual competitions, only single starts will be made normally with 30-second intervals. However, 45-second or one-minute intervals are permitted if it is best for the competition. The TD, in consultation with the organisers, will decide which start interval is the best for the circumstances. A sufficient number of targets must be available for the number of athletes if the start interval is 30 seconds.

50.22.1.3 Sprint Competitions

For all Sprint competitions, either single starts, normally with 30-second intervals, or group starts will be made. Start intervals of 45 seconds or one minute are permitted if it is best for the competition. The TD, in consultation with the organisers, will decide which start type or interval is best for the circumstances.

50.22.1.4 Pursuit Competitions

In all Pursuit competitions, no start standard interval is used. Athletes start at the exact time listed in the start list as their start time, which is the time behind the winner of the qualifying competition.

50.22.1.5 Mass Start Competitions

The start in the Mass Start competitions will be made in one single simultaneous start of all the athletes.

50.22.1.6 Relay Competitions

The start in Relay competitions will be made in a simultaneous start of the first athlete of each team. Subsequent starts of the other team members will be made with a tag by the incoming team member in the Relay handover zone.

50.22.2 Starting Positions and Starts

50.22.2.1 Single Start with Electronic Timing

Athletes will stand as close to the gate as possible and pass through the gate at the starting

time.

50.22.2.2 Single Start with Manual Timing

If only manual timing is used, athletes must stand with both feet completely behind the start line and cross the line at their starting time.

50.22.2.3 Pursuit Start

Athletes must arrive in the start area at the time directed by the Competition Jury for placement in to the start lanes. They will then be lined up in the start lanes in their start order, alternating between lanes. Each simultaneous start will be in a separate lane. Physical control of each start will be done by an official located at the start line at the end of each lane. The officials will bar the crossing of the start line by holding their arm horizontally across the end of the lane and quickly lowering the arm at the exact start time for that lane. Athletes start when they are the next in line and when the arm is dropped.

50.22.2.4 Relay Start

In the Relay competitions, the first starters stand in their assigned start tracks with both feet behind the line, marking their start row or behind their track number if no line is marked. They cross the line when the designated start signal is given. Subsequent members of a Relay team stand in the hand-over zone, according to their start sequence, and start when tagged by the incoming team member.

50.22.2.5 Group Start

In group starts, the athlete with the lowest start number of that group will take track 1, the second lowest number track 2, etc. They stand for the relay simultaneous start and start when the designated signal is given. The process is repeated for each group.

50.22.2.6 Mass Start Competition Start

The mass Start competition starts the same as the first starters in the Relay simultaneous start.

50.22.3 Start Signals

50.22.3.1 Single Start - Electronic Gate

The start command is given by the electric sound of the start clock - a loud beep, and the visual time of the start clock. The starter must not touch the athlete.

50.22.3.2 Single Start - Manual Timing

At single starts without an electronic start gate, the starter will say "Ready" 10 seconds before the time of start and then count down loudly from five seconds before the start,

saying "5 - 4 - 3 - 2 -1". At the exact start time, the starter will give the command "Go". The starter must not touch the athlete.

50.22.3.3 Pursuit Start

The start signal for each Pursuit start is the dropped arm of the lane official.

50.22.3.4 Simultaneous and Group starts

In Relay, Mass Start and Sprint competitions with group starts, the start signal will be given by a shot from the start pistol or another start device or with a flag. Verbal warning signals must be given at one minute, 30 seconds and "Ready" prior to the start, with the Start signal given within five seconds after "Ready".

50.22.3.5 Start in the Hand-over zone

In Relay competitions, the Relay hand-over must take place within the hand-over zone in such a way that the arriving athlete touches the body (including torso, arms, legs, hands, feet and head) or the bow of the outgoing athlete with the arriving athlete's hand.

50.22.4 Time of Start, Early Start, Late Start and False Start

50.22.4.1 Electronic Start Time

In single starts, the electronically recorded time of activating the gate will be the start time if the athletes activate the gate within three seconds before or three seconds after the start list time. If an athlete starts more than three seconds before the scheduled time, it is an early start. If an athlete starts more than three seconds later than the scheduled time, it is a late start, and the time will begin from the scheduled time of start.

50.22.4.2 Manual Start Time

If only manual timing is used and the start is single, the time of start for individual athletes is the time stated in the start list. If an athlete starts before the start signal, it is an early start. If the athlete starts too late, it is a late start.

50.22.4.3 Pursuit Competition

The time of start of each athlete is the time listed in the start list. Early starts will not be permitted to happen. If a late start occurs, the late athlete will be directed through the spare passage, and the official at that point will record the time that the athlete crosses the start line. If the athlete is late by the athlete's or the team's fault, the competition time will be calculated from the official start time in the start list. If the cause of the delay was 'force majeure' or incorrect or accidental actions by someone outside the athlete's team, the competition time and placement in the pursuit will be calculated from the time recorded by the official.

50.22.4.4 Relay and Mass Start Competitions and Sprint Competitions with Group Starts

50.22.4.5 Hand-over Zone Start Time

The start time for a Relay team member taking over will be the moment when the incoming team member enters the hand-over zone by crossing the timing line at the beginning of the zone.

50.22.4.6 Early Start – Single

If an early start occurs in a Single competition or in the hand-over zone, the starter's assistant will stop the athlete as quickly as possible after the start line or the hand-over zone and send the athlete back. The athlete must return to behind the start line or into the hand-over zone in Relay competitions and start again. If possible, except in a Relay, the athlete will be restarted at the correct start time through the gate or over the start line in manual. If the correct start time has expired, the time of start reverts to the listed start time. Time thus lost will count against the athlete. The foregoing does not apply to pursuit competitions.

50.22.4.7 False Start – Mass Start, Group Start, and in the Hand-Over Zone

If there is a false start during a mass or group start, the assigned SAIJ and officials must stop the athletes at the end of the set parallel tracks. After a false start, there will be a new start. If the Relay handover occurs before or after (outside) the handover zone, it is a false start, and the procedure will be repeated within the zone. An athlete or team will be considered as having not started if they have made an early start and do not return to start again correctly.

50.22.4.8 Late Start

If athletes are late at the start, they must start through the start gate at the first possible opportunity as directed by the starter, without obstructing other athletes.

50.22.5 Start Numbers

50.22.5.1 General

At WASCH, WASYCH, SAWC, SACCH and SACC Competitions, all athletes must wear a bib, which has their start number on the front, back, and both sides. Athletes must also wear their start number on both thighs. Athletes are responsible for ensuring that their start numbers remain attached to the required positions during a competition. The start number and sequence colour worn by an athlete will be the number and colour assigned for that athlete for that competition by the competition start list.

50.22.5.2 Numbering

At WASCH, WASYCH, SAWC, SACCH Competitions, the set of start numbers for Men, Women,

U21 Men and U21 Women for each start will begin with the number 1 and will continue in numerical sequence to the last number.

50.22.5.3 Colour

The colour of the start number must clearly contrast against the base colour of the cloth.

50.22.5.4 Sizes of Start Numbers

The sizes that are used for start numbers in World Archery Competitions are detailed in the Material Catalogue.

50.22.5.5 Start Number Colours by Competitions

50.22.5.5.1 Individual, Sprint, Pursuit, Mass Start Competitions

The start numbers of all athletes must be the same colour.

50.22.5.5.2 Relay Competitions

The start number colours within the team will be red for the starting member, green for the second, yellow for the third and blue for the fourth.

50.22.6 Weather Conditions

50.22.6.1 Temperature

Ski Archery Competitions must not be started if the air temperature is colder than minus 20 degrees Celsius, measured at the coldest part of the site (range or course), 1.5m above ground.

50.22.6.2 Wind Chill

Regardless of temperature, wind chill must be considered before starting and during the competition. In the case of a high wind chill factor, the Competition Jury will decide whether to start or continue the competition. Changing the course to be skied may also be done to avoid windy areas.

Wind chill temperature equivalents

Temp °C	Wind speed in km/h								
	10	15	20	25	30	35	40	45	50
0	-3	-5	-8	-10	-11	-13	-14	-14	-15
-1	-4	-6	-9	-11	-12	-14	-15	-16	-17
-2	-5	-7	-9	-13	-14	-15	-17	-18	-18
-3	-6	-8	-11	-14	-15	-16	-18	-19	-19
-4	-7	-10	-12	-15	-16	-18	-19	-20	-21
-5	-8	-11	-13	-16	-18	-19	-21	-22	-22
-6	-9	-12	-14	-18	-19	-20	-22	-23	-24
-7	-10	-13	-15	-19	-20	-22	-24	-24	-25
-8	-11	-14	-17	-20	-22	-23	-25	-26	-27
-9	-12	-15	-18	-22	-23	-25	-27	-27	-28
-10	-13	-16	-19	-23	-24	-26	-28	-29	-30
-11	-14	-18	-20	-24	-26	-27	-29	-30	-31
-12	-15	-19	-22	-26	-27	-29	-31	-32	-33
-13	-17	-20	-23	-27	-28	-30	-32	-33	-34
-14	-18	-21	-24	-28	-30	-31	-34	-35	-36
-15	-19	-22	-25	-29	-31	-33	-35	-36	-37
-16	-20	-23	-27	-31					

Notes:

1. *This is only a guide – the decision to start or not will be made by the Competition Jury in consultation with the Competition Physician;*
2. *The top shaded line is the -20 °C equivalent boundary;*
3. *The bottom shaded area indicates that exposed flesh freezes in one minute (<-27 °C);*
4. *Wind speed is to be measured at a height of 1.5m on the range.*

50.23 Skiing Regulations

50.23.1 General

50.23.1.1 General Skiing Rules

Athletes will ski the entire distance of the stipulated competition course in the correct sequence and direction on skis, carrying their bow and at least the required number of arrows and following the marked course precisely. They may use no other form of propulsion than skis, poles and their own muscular force.

All skiing techniques are permitted.

50.23.1.2 Accident

If an athlete observes that another athlete has an accident, the athlete must report it to the next checkpoint.

50.23.1.3 Withdrawal

If an athlete withdraws from the competition before the finish, the athlete must inform the first official the athlete meets.

50.23.1.4 Carrying the Bow

Each athlete must use a harness to carry the bow in the required position vertically on the back between the shoulders and with the sight window turned towards the back. Each athlete may carry a small repair kit. If the bow is damaged during the competition so that it is not possible to carry it in the required position, it is permitted to carry the bow in the hand to the shooting range, and then it will be immediately exchanged for the team's spare bow. All the arrows, including the spare arrows, must be carried by the athlete.

50.23.1.5 Wrong Trail

If an athlete takes the wrong trail, which would result in a time advantage or the wrong sequence, the athlete must return to the point where the athlete made the wrong turn, along the part of the trail skied in error. In order to do so, the athlete may have to ski against the correct ski direction and is totally responsible for ensuring that the athlete does not obstruct or endanger other athletes. There is no penalty for having committed the error as long as no time advantage has been gained and there has been no interference with other athletes.

50.23.1.6 Passing and Giving Way

An athlete who is in a position to pass another athlete and wishes to pass will yell, "Track". An athlete who is about to be overtaken must clear the track or trail in front of the passing athlete at the first yell of "Track", even if the trail is wide enough. However, this obligation does not apply to the last 50 m before the finish line and the last 50 m before the handover zone.

50.23.1.7 Skiing Penalty Loops

In all competitions in which the shot penalty is the 150 m penalty loop, the athletes must ski the loop once for every missed target immediately after the shooting ends.

50.23.1.8 Responsibility

Athletes are responsible for skiing the required number of penalty loops immediately after the shooting ends. It is not permitted to complete penalty loops at a later time.

50.23.1.9 Penalty Loop Error

If athletes, due to a mistake by the organiser or a target malfunction, ski too many penalty loops, the Competition Jury will decide on an appropriate time allowance. The organiser must ensure that, in each competition the average penalty loop ski time is recorded, based on at least five athletes.

50.23.1.10 Skating at Relay, Simultaneous and Group Starts

50.23.2 Obstruction

It is strictly forbidden to impede other athletes at any time during the competition. This prohibition also includes the dropping of objects on the competition trails or the shooting range in such a way that it obstructs other athletes.

50.23.3 Exchanging Equipment, Repairs, Assistance

Athletes may repair their skiing equipment during a competition, provided they receive no assistance from any person.

50.23.3.1 Exchange of Skis and Poles

An athlete may exchange one of the skis, but only if it is broken or the binding is damaged. Broken poles and straps may be exchanged repeatedly. The replacement skis and poles must conform to the World Archery Material Catalogue rules.

50.23.3.2 Glide Performance

The athletes may not change the glide performance of their skis by the application of any substances during a competition.

50.23.3.3 Refreshments

Athletes may consume refreshments during the competition. The refreshments may be carried by the athletes or be given to them.

50.23.3.4 Other Assistance

Athletes are not permitted to receive any assistance from any person other than as stated in these rules.

50.24 Shooting Regulations

50.24.1 General

50.24.1.1 Shooting Rules

All shooting during practice and competition takes place at the shooting range, only

aiming at the target. In competition, athletes will shoot after completing each of the required sections of the course for the competition, except the last, which ends at the finish or the Relay handover. The shooting specifications for all competitions are detailed in Book 2, Article 3.1. World Archery Events, and will apply for shooting at all World Archery Ski Archery competitions.

50.24.2 Specific Rules for Types of Competition

50.24.2.1 Selection of Shooting Lanes

In Individual and Sprint competitions, the athletes may freely choose shooting lanes. In the Pursuit, Mass Start and Sprint with group start competitions, the athletes must go sequentially in the shooting lanes, starting with lane 1 and taking the lowest available number and then for the Pursuit competition, starting again at number 1. In Relay competitions, the shooting lane designated by the team's start number must be used.

50.24.2.2 Relay Competitions - Spare Arrows

In the Relay competition, each athlete must shoot the first four arrows, and if targets remain standing, the athlete must use the spare arrow (only one for each shooting). All the arrows, including the spare arrows

50.24.3 Shooting Position

50.24.3.1 Kneeling Position

Athletes, while shooting in the kneeling position, can only place one knee on the ground and their chest should remain upright.

50.24.3.2 Standing Position

Athletes must shoot from a standing position without support, with both feet behind a rope or a ribbon marking the shooting line.

50.24.3.3 Disposal of Shot Arrows

The arrows shot by the athlete during the competition remain in the target or on the ground until the end of the competition.

50.24.3.4 No Removal of Skis

It is prohibited to remove one or both skis while shooting, including practice and warming-up (zeroing), or to place any kind of objects under the skis. While shooting in the kneeling position, it is allowed to unfasten one ski only, but the foot must rest on the ski.

50.24.3.5 Position in Shooting Lane

The athlete must ensure that no part of the body or equipment protrudes beyond the 1.5 m red lines marking the shooting lane or the extension of those boundaries while shooting.

50.24.3.6 Enforcement

If a Range Official warns an athlete that the shooting position or the athlete's position in the shooting lane is not according to the rules, the athlete must immediately make the correction.

50.24.4 Safety Regulations

50.24.4.1 General

Shooting is permitted only on the shooting range during officially authorised times. It is forbidden to make movements with a bow which might endanger persons or which may be perceived by others as dangerous. When the range is open for shooting, no one is permitted to be in front of the shooting line. Shooting the bow is only allowed in the direction of the targets, not on the ground. At all times, the athlete is responsible for the safety of the athlete's actions and bow.

50.24.4.2 Placing an arrow on the bow

An arrow may be placed on the bow only with the arrow pointing in the direction of the targets. When moving from one shooting point to another, the athlete must first take the arrow from the bow and place the bow on the back in the normal carrying position.

50.24.4.3 Removal of Bow on the Range

An athlete may not remove the strap of the bow-carrying harness from the shoulder before the athlete has reached the shooting lane from which the athlete will shoot. The athlete must cross the lane marking line with both feet and place both ski poles horizontally on the ground prior to removing the bow from the carrying position.

50.24.5 Damaged Bows and Arrows

50.24.5.1 Bow Repair

The athletes may repair their bows during a competition along the course, provided they receive no assistance from anyone. Only the personally marked spare bow and spare arrows placed on the rack and marked are permitted on the shooting range.

50.24.5.2 Damaged Bows

If a bow needs to be repaired, the athlete may do the repairs without any assistance and using only the repair kit carried. If the bow cannot be made functional, it may be exchanged

for the personally marked spare bow placed in the rack on the shooting range.

50.24.5.3 Spare Bows

A bow which has been damaged during the competition or malfunctions for technical reasons to such an extent that it cannot be used to continue the competition may be exchanged for a spare bow which has been inspected and marked at the equipment check and deposited in the designated spare bow rack on the range before the competition by the athlete. The athlete will then continue the competition with the marked spare bow.

50.24.5.4 Bow Exchange Procedure

To exchange a bow damaged while skiing on the course, the athlete himself may ski to the spare bow in the rack on the range prior to going to the shooting lane, exchange the bow and then continue to the shooting lane. During shooting, the athlete will indicate that the bow needs to be exchanged by raising the athlete's hand. When a Range Official responds, the competitor will point to the bow and say "Bow" and the name of the athlete's nation and personal number loudly. The Range Official will get the personally marked spare bow from the designated bow rack and bring it to the athlete.

50.24.5.5 Damaged Arrows

An athlete who damages one or more arrows during a competition can replace them with the spare arrows in the rack at the entrance of the shooting range. If the athlete discovers a damaged arrow when on the shooting line, the athlete may obtain replacement arrows from a Range Official by raising the hand and saying "Arrow", the name of the nation and personal number, loudly. The Range Official who responds will get the spare arrow from the athlete's personal marked spare arrows placed behind the range and deliver it to the athlete.

50.24.5.6 No Time Adjustment

There will be no time adjustment for repairing or exchanging a bow or obtaining spare arrows.

50.24.5.7 Response by Range Official

All Range Officials must be alert to observe a raised hand by an athlete for spare arrows or bow exchange. The Range Officials must react with a sense of urgency and move quickly to minimise the time required to bring the arrows or exchange the bow.

50.24.6 Target Errors and Malfunctions

50.24.6.1 Target Malfunctions

If a target fails to function, the athlete will be directed to another target.

50.24.6.2 Cross-shooting and Target Hit by Another Athlete

If a target on which an athlete is shooting is hit by another shooter, the incorrect shooter will be stopped immediately. If no target plates have fallen, the correct athlete may continue shooting. If a target plate has been hit, the target will be reset immediately, and the athlete then continues shooting.

50.24.6.2.1

Before such a target reset, the hits and their position must be recorded. In such a case in the Sprint, Pursuit and Relay competition, the Range Official must tell the offending athlete how many penalty loops must be done.

50.24.6.2.

If an athlete cross-shoots onto a target that is not in the athlete's shooting lane and no other athlete is shooting on that target, the athlete will be allowed to continue without disturbance. The athlete's hits will be only those on the correct target.

50.24.6.3 Time Adjustment and Responsibility

In those cases where an athlete loses time due to a target error, which is not the athlete's fault or a target malfunction, the Competition Jury will make an appropriate time adjustment.

50.24.6.4 Own Error

If an athlete makes an error, such as cross-shooting or selecting a target which has been used and not reset, the athlete is responsible, and no time adjustment will be made.

50.24.6.5 Scoring of Shooting

For all shooting in competition, a system of scoring the shooting must be put in place by the organiser. Each arrow that is shot in a competition must be observed by three independent persons or methods.

50.25 The Finish, Competition Time and Results

50.25.1 The Finish

50.25.1.1 Moment of Finish

The finish is the moment when an athlete's or a Team's competition time ends. When electronic timing is used, the finish occurs when the athlete breaks the beam of the electronic sensor at the finish line. When manual timing is used, the finish occurs when the athlete crosses the finish line with one or both feet. In Team competitions, the timing is taken from the last member to finish.

50.25.2 The Competition Time

The competition time is the period of elapsed time during the competition on which the placing of an athlete or Relay team in the results of the competition is based. The time always includes any penalties or adjustments imposed or granted by the Competition Jury.

50.25.2.1 Individual Competitions

In all Individual competitions, the athlete's time is the elapsed time between start and finishing.

50.25.2.2 Sprint and Pursuit and Mass Start Competitions

In all Sprint, Pursuit and Mass Start competitions, the athlete's time is the elapsed time between start and finish. In the Pursuit competition, the first athlete to cross the finish line, subject to penalties, will be declared the winner. This also applies to the rankings of subsequent finishers.

50.25.2.3

At WASCH and SAWC in Pursuit competitions, if the leading athlete laps an athlete, the overtaken athlete must withdraw from the competition immediately.

50.25.3 Relay Competitions

In all Relay competitions, the competition time of a team member is the elapsed time from the start, or handover, to the handover or the finish. The total time of a Relay team is the time elapsed between the start of the first member and the finish of the last member. The time of the incoming member stops when the athlete crosses the timing line into the hand-over zone, and the time of the outgoing member begins at the same moment.

50.25.3.1 Placing in Relay Competition

The placing of Relay teams in the results will be decided by order of finish of their last athlete, except when the Competition Jury has imposed time penalties or made time adjustments.

50.25.4 Same Time – Tie

If two or more athletes in an individual or sprint competition have the same competition time, they will be placed in the results with equal (tie) ranking. There will be no ties in Pursuit, Mass Start and Relay competition.

50.25.5 Photo finish

At WASCH, WASYCH and SAWC in Pursuit competitions and Relay competitions, a photo-finish camera must be installed at the finish line to record the finish. The camera must be placed exactly in line with the finish line and in such a position that the camera sees the

entire finish line. If the photo-finish record is required to decide the order of finish, the order in the record will determine the placement. The decision will be based on the first part of the first foot crossing the finish line. The SAIJ Start/Finish will be the photo-finish judge and decide the finish order based on the photo-finish record. Photo finish is not mandatory at SACCH or SACC competitions but may be used.

50.25.5.1 Finish Video Camera

At all World Archery events, a video camera must be installed at the finish in such a way that it records the start numbers of athletes as they cross the finish line.

50.25.6 Intermediate Time

At WASCH, WASYCH and SAWC competitions, timings after each end of shooting must be available to the electronic information board, the media and teams. An intermediate timing line will be set after the penalty loop, and the timing of each athlete will be recorded at the line after each end of shooting.

50.26 Timing Systems

50.26.1 Requirements

Competition time must be measured electronically, backed by manual timing. Manual timing is used only if the electronic system fails during the competition. Specifications of timing equipment are given in Appendix 2 - Material Catalogue.

50.26.2 Units of Measure

Electronically and manually measured competition times must be registered by 1/10 (0.1) of a second.

50.27 The Competition Results

50.27.1 General

Results are the record of the performance of the athletes or teams in a competition. The organisers are responsible for producing and distributing the results on paper. At SAWCH, SAJWCH and SAWC competitions, English will be used in the results. However, more than one language may be used in the same results. Interim and final results will include the following information:

- *Name and location of the event;*
- *Type, time and date of the competition;*
- *Course and weather data;*
- *Names of the competition Jury members;*

- *Signature of the TD;*
- *Number of entered athletes and total ranked;*
- *Number of those who did not start and did not finish;*
- *Notes about imposed penalties;*
- *Columns for:*
  - *Placing, in ranking order from first to last;*
  - *Start numbers;*
  - *Last and first names of the athletes;*
  - *Nation or team;*
  - *Shot penalties by bout;*
  - *Ski times to 1/10 (0.1) second;*
  - *Total time and team time (in Relay);*
  - *Time behind;*
  - *World Cup points (when appropriate). For the Pursuit competition, the times shown will be the qualification competition results by actual clock time of the start for the winner, followed by the time behind for the remainder.*

50.27.1.1 Ties

If there is a tied placing (equal competition time), the tied athletes will be given equal ranking in the results; however, there will be no next placing in the results.

50.27.2 Types of Results

There are three types of results: Intermediate, Interim and Final.

50.27.2.1 Intermediate

Intermediate Results reflect the competition situation during the competition and are for information only. They will be displayed on the scoreboard and announced by the public announcer.

50.27.2.2 Interim Results

Interim results are the first official record of the competition produced by the organiser after the last finish. Interim results are subject to appeal and must be published and posted at the finish area and competition office as soon as possible after the finish of the last athlete. The time posting of the Interim results must be marked on the Interim results and signed by the TD.

50.27.2.3 Final Results

The Final results are the final record of the competition and will be published immediately after the deadline for appeals has passed or as soon as the Competition Jury has made its

decisions on the appeals that were submitted.

50.28 Appeals

50.28.1 General

Appeals must be submitted in writing to the Competition Secretary for the Jury of Appeal and must be accompanied by a fee of 50 USD or the host nation's equivalent. If the appeal is upheld, the money will be paid back. If the appeal is rejected, the money will go to World Archery.

50.28.2 Appeals Types and Conditions

50.28.2.1 Eligibility Appeals

Appeals concerning an athlete's eligibility may be submitted at any time up to the end of the appeal time for the competition in question.

50.28.2.2 Appeals During and After Competitions

Appeals concerning violations of rules by athletes and team staff, mistakes made by officials, competition conditions, and the Interim Results must be submitted in the time period between the start of the competition and 15 minutes after the posting of the Interim Results. A clear announcement must be made by the organiser immediately after the posting of the Interim Results to inform everyone that they have been posted.

50.28.2.3 Repetition and Annulment

If the examination of an appeal reveals circumstances that are so serious that they make the sporting value of the competition doubtful, or if the Competition Jury, from its own observation, comes to the same conclusion, the Competition Jury may decide to repeat the competition or to annul the competition without repetition.

50.29 Penalties

50.29.1

Athletes are subject to penalties.

50.29.2 Kinds of Penalties

Penalties that may be imposed are:

50.29.2.1 Reprimands

A reprimand will be imposed in case of:

- *jeopardising or defaming the honour or reputation of World Archery or its interests;*

- *insulting World Archery, its organs, its members, its members' organisations and organs or guests of World Archery;*
- *violations of rules for which there is not an expressly stated more severe penalty.*

50.29.2.2 Start Prohibition

An athlete or team will be prohibited from starting for:

- *appearing for start with equipment or clothing not in accordance with the World Archery Material Catalogue or advertising not in accordance with Book 1, Article 2.2.3. to Book 1, Article 2.2.8.;*
- *appearing for start with the wrong start number, or no start number, due to a mistake made by the athlete or team;*
- *violating the rules regarding official practice, zeroing, warm-up and ski testing.*

The prohibition applies to the competition in which the violation occurred or the next competition, as applicable.

50.29.2.3 One-Minute Penalty per Mistake in all Individual Competitions

A time penalty of one minute will be imposed on athletes for:

- *not giving way at the first request by an overtaking athlete;*
- *committing a very minor violation of the principles of fair play or the requirements of sportsmanship.*

50.29.2.4 Two Minutes Penalty

A time penalty of two minutes will be imposed on athletes or teams for:

- *every penalty loop, as the result of shot-penalties, not done immediately after each kneeling or standing shooting by an athlete or a team's shooting member;*
- *using the skating technique (one or both legs sideways) in the Relay competition in the prepared start tracks after the start line;*
- *every arrow not shot if the athlete recommences skiing before the athlete has shot all four arrows in an Individual, Sprint, Pursuit and Mass Start competition and all five arrows in a Relay competition, having not hit all targets;*
- *every arrow shot in the ground;*
- *committing a minor violation of the principles of fair play or the requirements of sportsmanship.*

50.29.2.5 Disqualification

An athlete or team will be disqualified for:

- *taking part in a competition for which the athlete is not eligible;*
- *receiving prohibited assistance from the team staff or a non-competing athlete of the*

team;

- *using equipment, bow or clothing not in conformity with World Archery Rules, including carrying unauthorised advertising in a World Archery event or competition;*
- *avoiding start or finish controls;*
- *taking part in a competition with skis or bow not properly marked;*
- *participation in a competition with a start number or start number sequence colour which has not been assigned to the athlete by the competition start list, deliberately or due to a mistake by athlete or the team;*
- *deviating from the marked trail, or skiing a wrong trail, thus gaining a time advantage, or skiing the course loops in a wrong sequence or in the wrong direction;*
- *using means of propulsion other than skis, poles and one's own muscular force;*
- *not carrying the bow while skiing during the competition, and for not carrying the bow on the course, when it is not damaged, in the correct way;*
- *returning to the track, after the shooting, without replacing the bow between the shoulders in the correct manner;*
- *hindering another athlete on the course or at the shooting range by serious obstruction;*
- *exchanging both skis during the competition;*
- *accepting unauthorised assistance from any person when repairing equipment;*
- *applying any substances during a competition intended to change the glide performance of the skis;*
- *shooting more than the permitted number of arrows in any shooting end in Individual, Sprint, Pursuit and Relay competitions;*
- *remaining in an incorrect shooting position or incorrect position in the shooting lane after having been warned;*
- *not drawing the bow in the direction of the target;*
- *shooting an arrow in a direction that may create a hazard, shooting without aiming at the target;*
- *violation of any other shooting safety regulation;*
- *not following the shooting sequence specified for that competition;*
- *using an arrow of a length different from the recorded length;*
- *committing a serious violation of the principles of fair play or the requirement of sportsmanship.*

50.29.2.6 Suspension

In case of a blood test (one hour before the competition starts) showing haemoglobin values exceeding 17.0 mg/ml for male athletes and 16.0 mg/ml for female athletes, the athletes in question will be suspended for health reasons with immediate effect from the respective

competition for a period until a blood-re-test shows haemoglobin values below 17.0 mg/ml for male and 16.0 mg/ml for female athletes.

A blood re-control can be performed not earlier than five days after the initial blood control showing exceeded haemoglobin values. A blood re-control must take place at the latest before the next event, in the case that the period between the initial blood control showing exceeded values and the next event is more than five days long.

50.29.2.7 Refusal of Blood Test or Doping Control

Athletes who have been selected for blood tests, doping control or gender verification and refusing to do so will be treated in such a way as if evidence of exceeded haemoglobin values in the blood, doping, or of wrong gender had been established. In these cases, culpability is legally assumed.

50.30 Disciplinary Measures

50.30.1

Coaches, trainers, officials and staff of World Archery, its Member Associations, individual members of World Archery and members of competition committees are subject to disciplinary measures.

50.31 Prohibitions and Sanctions for Non-Competing Persons

50.31.1 General

Unfair assistance or assistance not allowed by these Rules to athletes during a competition is prohibited.

50.31.2 Specific Prohibitions

50.31.2.1 On the Shooting Range

It is forbidden for any person to give athletes any oral or visual information, advice, or information by radio or any other communication method on the range, including 10 m to the left and right of the range. This does not apply to the general expressions of applause or disappointment by the spectators.

The area of the range will be marked by clearly visible markings, 10 m from the left and right of the shooting lanes.

50.31.2.2 On the Course

Pacing - that is, running or skiing in front, beside or behind athletes is forbidden. It is permitted to run without skis up to 50 m beside athletes to give competition information or

to offer beverages. It is forbidden to touch athletes in such a way as to assist their propulsion or to obstruct other athletes.

Assistance to athletes to change the glide performance of their skis is prohibited during the competition.

In the area 100 m before and 100 m after the range, in the hand-over zone and in the last 100 m before the finish, running beside athletes is forbidden.

50.31.2.3 Sanctions

Spectators and other persons must be clearly informed of these rules by the official announcer before the beginning of the competition and warned that a violation of these rules may lead to spectators being removed from the area of the competition by the Organising Committee.

50.32 Abbreviations

50.32.1

Abbreviations of words and terms used in these Rules are defined as follows:

SACC - Ski Archery Continental Cup

SACCH - Ski Archery Continental Championship

SAWC - Ski Archery World Cup

WASCH - World Archery Ski Championship

WASYCH - World Archery Ski Youth Championship

CJ - Competition Jury SAIJ (s) - Ski Archery International Judges

K - Kneeling

MA - Member Association

S - Standing

TD - Technical Delegate

Appendix 2 Ski Archery - World Archery Material Catalogue

2.1 General

2.1.1 Purpose

The purpose of the World Archery Material Catalogue is to regulate all aspects of World Archery Ski Archery competition-related material. Only the approved material can be used.

2.1.2 Types of Material

The term material is subdivided into two major categories:

Competition equipment and Organisation equipment.

2.1.2.1 Competition Equipment

Competition equipment refers to all items that an athlete wears or carries for a competition and official or unofficial practice during an event. Competition equipment includes, e.g., skis, poles, bindings, boots, bow, arrows, harnesses, clothing and accessory equipment such as gloves, goggles and earmuffs.

2.1.2.2 Organisation Equipment

Organisation equipment consists of all the other material that is required to conduct a World Archery Ski Archery competition or practice during an event that is not worn or carried by the athlete. Examples of organisation equipment are: targets, timing equipment, mats, wind flags, signage and equipment measuring devices.

2.1.3 General Prohibitions

In principle, all material is prohibited which:

- *Affects the natural movements of feet and arms during push-off action or those that enhance it (such as spring devices or other mechanisms in skis, poles, bindings or boots).*
- *Makes use of sources of energy not originating from the athlete, such as artificial heating devices, chemical energy suppliers, electrical batteries, mechanical aids, etc.*
- *Affects the external conditions for the competition to the detriment of other athletes, such as changing the track or snow conditions.*
- *Increases the risk factor for injury of athletes and other persons who are authorised to be present on the competition facility when used normally.*

2.2 Material Specifications

2.2.1 Competition Equipment

2.2.1.1 Competition Skis

Competition skis must have the following characteristics:

- *Ski length: minimum length is the height of the athlete minus 4 cm; no maximum limit.*
- *Ski width: minimum 40 mm, maximum no limit.*
- *Ski tip section: the minimum width of the ski tip area is 30 mm.*
- *Curvature: measured under binding, minimum from the ground must be 20 mm; maximum from the ground is 35 mm.*
- *Ski tail section: when the unweighted ski is placed on a flat surface, the height of the ski tail from the surface must not exceed 3 cm.*
- *Weight: the total weight of a pair of skis must be at least 750 grams.*
- *Type of construction: no limit.*
- *Shaping: both skis will have the same type of construction, so that there is no difference between the left and the right ski. There is no restriction on the types of lamination construction used. There are no limitations on rigidity in any dimension.*
- *Gliding surface: the entire length of the running surface can either be smooth or slightly grooved in the longitudinal direction. Except for the guiding grooves, the entire length and width of the running surface must be flat. Engraved or impressed climbing aids, such as scales or steps, are permitted. Devices that are activated by anything other than the athlete's own muscular power are not permitted.*
- *Top surface: no limitations.*
- *Edges: the sidewalls may not be angled as they extend upwards so that the ski base becomes narrower than the upper surface (wedge form not allowed).*
- *Stress properties: no limitations.*
- *Ski bindings: no restrictions on the type of material used or its make.*
- *Competition ski boots: no restrictions on the type of material used or its make.*

2.2.1.2 Competition Ski Poles

2.2.1.2. Use of the Poles

In the competition, athletes must use two poles of equal length, one in each hand.

2.2.1.2.2 Specifications

- *The maximum length of the poles must not be longer than the athlete's body height, measured by placing the pole tip on the ski in front of the binding.*
- *The pole must have a fixed length: the shaft must not be telescoping or variable length.*
- *The pole must not have any energy source to improve push, such as springs or other mechanical devices.*
- *There is no upper or lower weight limit for poles.*
- *The poles may be asymmetrical: there can be a distinct right and left-hand pole.*
- *The pole must not cause changes to the competition conditions, such as changes to the track or snow conditions.*
- *The handgrip must be permanently fastened to the shaft. There are no restrictions concerning its geometry, construction or material.*
- *The strap must be connected to the handgrip or the shaft. It can be adjustable both in length and width. There are no restrictions on materials.*
- *There is no limitation on the shape or material of the shaft, or on the mass distribution.*
- *Exchangeable baskets with different geometric features and materials to match different snow characteristics are allowed.*
- *The tip may be connected at any angle to the shaft. One or more tips are allowed. There are no restrictions on materials.*

2.2.1.3 Clothing

- *Advertising on the competition clothing must be in accordance with the current World Archery regulations.*
- *No adhesive material, such as textile texture, wax, resin, glue or extra stitching (except for fastening or padding), is allowed on the outside of the clothing.*

2.2.1.4 Bow

2.2.1.4.

The Recurve bow is a tool consisting of a stiff central part and two peripheral flexible parts ending in a tip with a string nock. The bow must be of a simple design, either take-apart (with wooden or metal riser) or of one-piece construction. The bow is braced for use by a single string attached directly between the two string nocks only, and in operation is held in one hand by its handle (grip) while the fingers of the other hand draw, hold back and release the string. Multi-coloured bow risers and trademarks located on the inside of the upper limb are permitted. The draw weight must not exceed 35lbs.

2.2.1.4.2 Draw weight measurement

The arrow is marked 1.5" (3.8 cm) back from the point with a black mark. Then, the bow is drawn with a bow scale until the black mark touches the centre of the cushion plunger. The checked weight is recorded. The arrow length to be recorded is measured from the inside of the nock to the end of the point (full length).

2.2.1.5 The Bowstring

A bowstring of any number of strands of the material chosen for the purpose with a centre serving to accommodate the drawing fingers, a nocking point to which may be added serving(s) to fit the arrow nock as necessary, and to locate this point one or two nock locators may be positioned, and at each end of the bowstring a loop to be placed in the string nocks of the bow when braced. In addition, one attachment on the string is permitted to serve as a lip or nose mark. The serving on the string must not end within the archer's vision at full draw. It is also possible to use a peephole.

2.2.1.6 The Arrow Rest

An arrow rest, which can be adjustable, any moveable pressure button, pressure point or arrow plate may all be used on the bow provided they are not electric or electronic and do not offer any additional aid in aiming. The pressure point must be placed no further than 4 cm back (inside) from the throat of the handle (pivot point) of the bow.

2.2.1.7 Draw Check Device

A draw check device, audible or visual, other than electric or electronic, may be used.

2.2.1.8 Bow Sight

A bow sight for aiming is permitted, but at no time may more than one such device be used. A bow sight attached to the bow for the purpose of aiming, which may allow for windage adjustment as well as elevation setting, is subject to the following provisions:

- *It must not incorporate a prism or lens or any other magnifying device, levelling or electric or electronic devices, nor can it provide for more than one sighting point.*
- *A bow sight extension is permitted.*
- *A plate or tape with distance marking may be mounted on the bow as a guide for marking, but must not in any way offer any additional aid.*
- *If the bow sight is attached to the bow riser, no screws may project into the bow window;*

2.2.1.8.1

Bow sight, counter-weights or stabilisers are permitted provided they do not project more than 5 cm from the most forward point of the back face of the bow.

2.2.1.8.2

The maximum horizontal projection of bow equipment is 5 cm to permit the use of a cushion plunger and a bow sight.

2.2.1.9 Arrows

An arrow consists of a shaft with a head (point), nock, fletching and, if desired, cresting. The arrows of each athlete must be marked on the shaft with the athlete's name or initials, and all arrows used by any athlete must carry the same pattern and colour(s) of fletching, nocks and cresting, if any.

Only fully aluminium arrows are allowed. When shooting at dropping targets, the arrows must have points that are hemispherical, the diameter of the points may be the same or up to 5% larger than the diameter of the arrow shaft. All arrows of a competitor are of the same length.

2.2.1.10 Finger Protection

Finger protection in the form of finger stalls or tips, gloves, shooting tab or tape (plaster) to draw, hold back and release the string is permitted, provided they do not incorporate any device that can assist the athlete to hold, draw and release the string. A separator between the fingers to prevent pinching the arrow may be used. An anchor plate or similar device attached to the finger protection (tab) for the purpose of anchoring is permitted. On the bow hand, an ordinary glove, mitten or similar item may be worn but must not be attached to the grip.

2.2.1.11 Carrying Harness

There are three permitted ways to carry the bow and the arrows:

- *Straps attached directly to the bow, and with a container of arrows attached to the*

bow. The bow must be carried with the sight window turned toward the back of the athlete.

- *A soft harness which must firmly keep the bow in such a way that it cannot slip off, even in case of a fall, with a container of arrows attached to the bow. The bow must be carried with the sight window turned toward the back of the athlete.*
- *A stiff harness, which must firmly keep the bow in such a way that it cannot slip off even in case of a fall, with a container of the arrows which can be attached either to the bow or to the harness. The bow can be slipped into the harness at the discretion of the athlete.*

The three carrying methods must comply with the rules and allow carrying the bow vertically on the back, between the shoulders, in such a way that the lower end of the bow does not exceed half the distance between the centre of the knee and the rotation axis of the thigh-bone.

2.2.2 Organisation Equipment

2.2.2.1 Targets

2.2.2.1.1 Types of Targets and General Specifications

There are two main types of targets used for Ski Archery competitions and practice:

- *Targets with paper target faces and*
- *Drop-down targets.*

The colour of the faces must be black with a white spot.

The 'hit' zone is of 16 cm in diameter.

The shape and dimensions for both targets are shown in the following diagram:

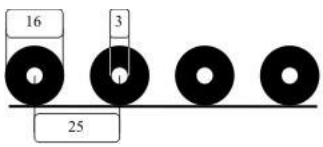

measured in cm.

The height of the centre of the target/target face must be 1 m above the level of the shooting line. The release device of the dropping face must allow the fall of the face when hit on its lower end by a force of 1.10 kg (calculated on the basis of an arrow weight of 18 g and a speed of 130 km/h).

2.2.2.1.1.1

The paper target faces will be fixed to a soft support (target butt), fit for stopping the arrows. The faces must be arranged as mentioned above. Behind the targets, a white net or a similar device must be placed to stop the arrows that have missed the target. The height of the net and of any similar device must be 1 m above the top of the target but at least 2 m high.

2.2.2.1.1.2 Drop-down Targets

- *The drop-down targets are made up of fold-away elements made of material that does not cause any damage to the arrows.*
- *The working mechanics must be made in such a way that they cannot be damaged by the hit of the arrows.*
- *They must have a reset system that can be operated from the shooting line.*
- *Any part of the target or its support likely to damage an arrow must be covered. The protective devices must be made of material that prevents the penetration and breaking of the arrows.*
- *The entire target frame, except the drop-down faces, must be white.*

2.2.2.2 Start Numbers

Start number pullover bibs will be used. The other two numbers must be placed on both thighs.

2.2.2.3 Timing Equipment

For WASCH, WASYCH, and SAWC competition, computer-driven, electronic timing equipment must be used. The equipment must have an electric or electronic sensor at the start and the finish. Additionally, the timing equipment system must be able to receive and process manually or automatically activated intermediate time signals.

For manual timing good quality professional stopwatches or manually activated electrical timing devices will be used.

Appendix 3 Ski Archery Judging

3.1 Ski Archery International Judges' Tasks

3.1.1 Prior to the competitions

Original Text:

SAIJs will arrive at the event site in time to prepare prior to the first official practice. On arrival, they will announce their presence to the chairperson of the Tournament Judge Commission and the TD. They attend the Team Manager's meeting. Also, they will contact the Organising Committee concerning their area of responsibility.

3.1.2 During the Competitions

To prepare and control each competition, the SAIJs must:

- *stay in their areas to supervise all activities to ensure the correct and orderly conduct of the part of the competition, which is their responsibility;*
- *intervene to stop an error from being made;*
- *assist and advise the organising officials if requested;*
- *ensure all safety precautions are being carried out;*
- *report to the chairperson of the Tournament Judges Commission when significant activities occur, such as the first and the last start, the first and last athlete on the shooting range, first finish, etc., and if anything unusual occurs, such as an injury, etc.;*
- *observe violations of the rules and report them to the chairperson of the Tournament Judge Commission;*
- *carry out any other tasks as directed by the chairperson of the Tournament Judge Commission or the TD.*

3.1.3 After the competitions

At the end of each competition, the SAIJs must:

- *Report to the chairperson of the Judges Commission that all is clear for their area or report the problems which have occurred and have not been previously reported: these reports must be made immediately when it is possible in order to assist the speedy posting of Interim Results and the conduct of the unofficial awards ceremony.*
- *Report to the Competition Jury about the circumstances of penalties when so directed.*

- *Hold a short evaluation meeting about the competition for the chief and supervisor of the area.*

3.2 Ski Archery International Judges' Responsibilities

3.2.1 General

SAIJs are directed by the chairperson of the Tournament Judge Commission concerning the appropriate preparations and the correct and orderly conduct of competitions in their areas of responsibility. The chairperson of the Tournament Judge Commission is the liaison between the SAIJs, the TD and the Organising Committee. The chairperson is responsible for all the necessary information from the judges reaching the TD and the Organising Committee. SAIJs are not in charge of the conduct of activities in their areas but are responsible for ensuring that all operations are carried out correctly. The primary relationships for SAIJs within the Organising Committee are mentioned in brackets for each area of responsibility.

3.2.2 Specific Areas of Responsibility:

2.2.2.1 Course Control (SAIJ? Chief of Course):

All course matters, including configurations of loops, technical specifications, grooming, signage and fencing, control and control points, access control, TV zones layout and enforcement, forerunners, communication, safety and first aid arrangements.

3.2.2.2 Range Control (SAIJ? Chief of Range):

All range matters, including layout and configurations, specifications, targets and their operations, penalty loop, coaches' enclosure, signage and numberings, lane markings, wind flags, bow racks, grooming, scoring, control procedures, communication and safety.

3.2.2.3 Start/Finish Control (SAIJ? Chief of Timing):

All start/finish area matters and timing system, including layout, configurations, specifications, relay hand-over zone, start clock and course sequence board, photo-finish camera when appropriate, arrangements for athletes' clothing, grooming, signage and fencing, traffic flow and control, start and finish procedures, communication, timing procedures and equipment, and safety.

3.2.2.4 Material Control (SAIJ? Timing Equipment and Material Control Supervisor):

All material control matters, including timing, control equipment, preliminary examination of equipment, start and finish control, layouts in consultation with Start/Finish SAIJ, control procedures, traffic flow and control, communication and safety.