

JUDGING NEWSLETTER

WORLD ARCHERY FEDERATION

ISSUE #101

April 2020

Content

- | | |
|---|--|
| 1. Editorial | 8. Survey on rules |
| 2. WA Online Call on National Judge Education | 9. Para Archery Equipment Inspection |
| 3. Syllabus recommendations for a Judge Seminar at the grass-root level | 10. Para Archery Classification Card |
| 4. Judge Commission Reports – an invaluable tool | 11. Carla Cabrera- 2019 Judge of the Year |
| 5. Equipment Inspection Barebow in Target Archery | 12. Pictures from recent Judges' Commissions |
| 6. Stress Management | 13. Pictures from the past |
| 7. Looking Forward | 14. Replies to Case Studies N°100 |
| | 15. New Case Studies |

1. Editorial

from Sergio Font, Chairman of WA Judge Committee

Dear Judges,

the 101st issue of the Newsletter is being released in the middle of a very serious international situation which is causing us to remain at home for long periods of time. All International archery events have been cancelled or postponed. Many of you were hoping to officiate at the tournaments you had been appointed to and must be disappointed at not being able to serve, at least not on the original dates.

World Archery has made several announcements on their website informing their Member Associations of event cancelations in the last few weeks. There is a possibility that some events will be rescheduled and eventually held sometime before the end of the year. In all cases, rescheduling announcements will be made not later than 60 days prior to the start of each tournament. We strongly recommend that, though you will be contacted by Severine Deriaz or by our Committee for rescheduling, you should keep yourselves updated by regularly visiting the World Archery website.

The first international conference of the current re-accreditation period was meant to be held in Guatemala at the end of April. It was very unfortunate that we needed to cancel it. Our Committee has agreed with World Archery not to hold a Conference in 2020, and to have two in 2021, one in the Americas and one in Asia. Locations and dates will be timely announced.

We would like our judges to use this time to further study rules and procedures, but mainly to focus on keeping yourselves and your families safe. We look forward to the opportunity to meet again. I now invite to read and enjoy the newsletter.

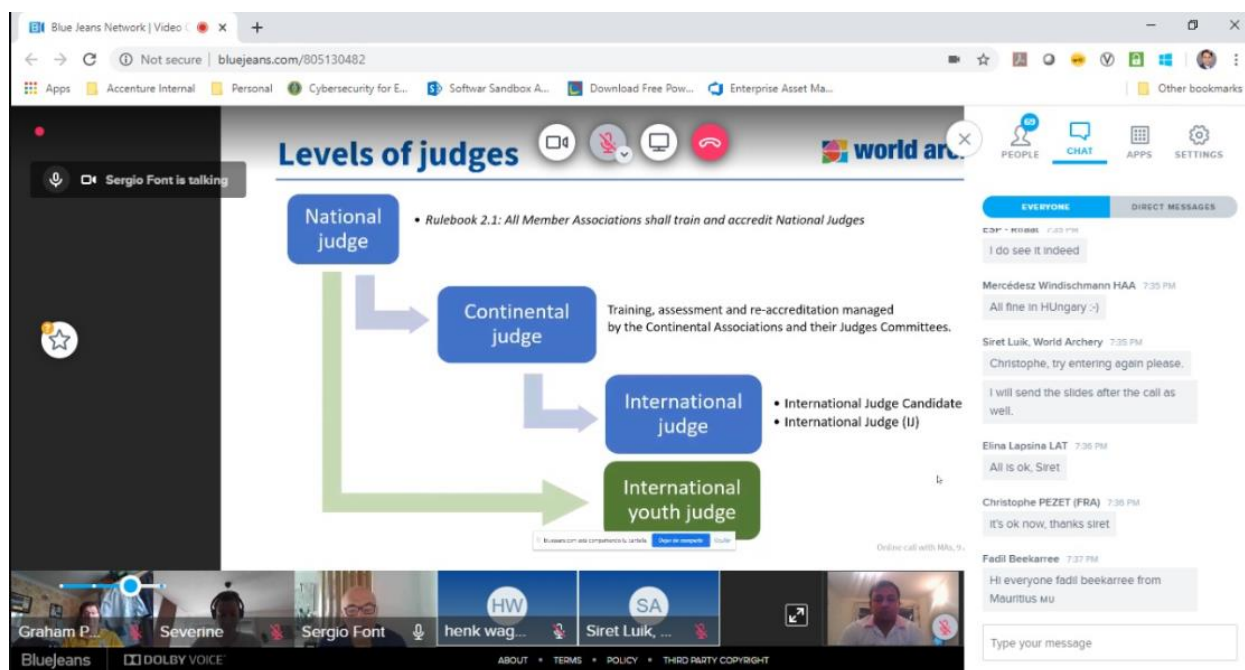
Best regards,
Sergio

2. WA-Online call on National Judge Education

On 9th April WA organized an online call on Judge Education & Accreditation. The call was attended by more than 70 participants along with all the members of the WA Judge Committee. The focus of the call was mostly around giving a brief on how the WA JC operates and how to develop a similar structure in the respective National Federation. The JC also provided inputs on different aspects on National Judge Training Courses – a recommendation on the syllabus for a National Judge Seminar will be provided later in the newsletter for use of our Judges' associated with their respective National Federations.

Aside the above, a lot was explained around the governance of the Judge Committee and how Book 1 Appendix 4 is used as a guiding principle for the operations of the Committee. We also highlighted to the MAs what are the different sources of information and training aids that can be leveraged for local development. In the same line, a brief was presented on the new e-Learning program that WA has launched for Judge Training. Here is the [link](#) for the extranet folder where the presentation that was used during the call has been uploaded.

Post the call, we have been receiving multiple requests from our Judges to hold a similar call for our IJ/IJc/YJ. We want to inform that the Judge Committee is considering the proposal and trying to work on the agenda, timing and other operational issues – since our judges are present across the globe. And a big thanks to all our Judges who attended the call and made it a success 😊



A screenshot of the online call in progress

3. Syllabus recommendations for a Judge Seminar at the grass-root level

Right after the conference call on Judge Education and Accreditation organized by World Archery and conducted by three members of our Committee on April 9, a request came to us from a newly affiliated Member Association regarding what content should be included in a judges seminar for new candidates who want to become judges to serve at local events with a simple format. We would like to share our reply with our fellow international judges, who may often be asked the same question.

"It is great to know that a new Member Association is so interested in developing judging. You will certainly need a seminar to introduce your people to archery judging by addressing the basic rules for local tournaments. Since you have not held any tournaments yet, we would guess your archers are not ready to shoot at the official World Archery distances yet: 70 meters for recurve and 50 meters for compound. There is no problem if you start holding your events at shorter distances to motivate your new archers.

Your new judges should be informed that the World Archery rules regarding distances can be adapted to meet the needs of developing national federations, and that, for this reason, you will be shooting at shorter distances at this early stage in your development.



Your judges should, however, be trained to officiate at local events to apply the World Archery rules regardless of the distances to shoot at. These rules should include:

1. *Field layout. Your judges should learn how to square an archery field, the distances to set the targets at, the height of the centers of the target faces, target numbers, flags, the space for each archer on the shooting line, the distances at which to place the waiting line and the 3m line; and the lanes in which you will place your targets.*
2. *Archers equipment. Your judges should be able to identify the different components of bows and arrows, and to differentiate between a recurve and a compound bow. They should know what is allowed in each type of bow, mainly regarding sights and release aids.*
3. *Timing. Your judges should learn the rules on timing. Even if you do not have an electronic timing system, they should know the number of seconds for a six arrow end, and for a three arrow end, the sound signals to indicate that the archers can walk to the line, start shooting, and the conclusion of an end. They should also know that a 30 second visual warning signal must be given. If no electronic timing system is available, they can*

use a whistle and a flag to meet the same purpose. They should also know what to do when an arrow is shot out of time (red card, and loss of highest scoring arrow).

4. Scoring. They should become familiar with a scorecard and how to fill it out. They should know how to handle mistakes in entering scores, how to deal with situations of more than 6 or 3 arrows on the target. They should also learn how to solve ties in the total scores.

5. Making arrow calls. Your judges should learn how to make arrow calls, the use of magnifying glasses, and the right angle from which to look from both sides. They should learn that the target and the target face should not be touched by anyone before the values are entered in the score card.

6. Bouncers and pass throughs. Your judges should know how to handle a pass-through. This procedure is explained in the guidebook.

These are the basics new judges should learn. Once you start having tournaments with match-play they should learn a few other things."

4. Judge Commission Reports – an invaluable tool

Event reports submitted by the CoJ on behalf of the Tournament Judges Commissions has been a topic addressed by our Committee at the International Conferences held in the last few years. Due to its importance for the ongoing improvement of judging procedures and tournament organization and management, we would like to revisit this area in this Newsletter.

At the end of 2018 our Committee started using an Event Evaluation Form, designed by WA Events Director at that time Chris Marsh and approved by the Judges Committee. This document is expected to be completed and submitted by the Chairman of Judges only after all Commission members have had the chance to provide their input. Many areas are covered in this report: technical equipment in the venue (including a comprehensive venue checklist), transport and accommodation, among other areas. There is, at the end, a section to comment on what worked well and what did not, what improvements can be made, notes on the equipment inspection, mistakes made by judges, and room for a list of warnings given to specific archers for high or side draws, uniform violations, etc.

Commission reports have been for years written and submitted to World Archery (and FITA before). There was a time in which these reports included even the number of arrow calls made by the judges. This information is totally irrelevant because arrow calling is a basic part of the judges' job. We should limit the content of these report to what is really core information with an implication in the future.

Before we continue dealing with the current form and the content of our reports, it may be worthy to look at reports written many years ago when there was no fixed form and the Chairmen decided what to include.

Here are some sections of the report submitted for the 1969 World Championships in Valley Forge (USA). This was the first time that shooting was timed and ends of three arrows were shot in 2 and a half minutes.

There appeared to be some confusion among competitors and Team Captains over the 2½ minute control procedure as set out in the F.I.T.A. Executive's circular of Monday, 11th August and on the first day it became necessary to give numerous explanations to the Team Captains to bring this practice into operation. It also became necessary eventually to give warnings to the Team Captains of slow shooters.

~ Before the start of the second day's shooting, this Committee had a meeting with all the Team Captains in which the 2½ minutes signalling procedure was again explained and the Team Captains were warned that the 2½ minute rule would from that day be strictly enforced. The Team Captains attention was drawn to complaints lodged that archers on the line were being given assistance by signal and their attention was drawn to Article 705 (d).

Though this was written 51 years ago, there is some important teaching here: if a new rule is being implemented at an event, the judges MUST make sure this rule is clearly explained at the team managers' meeting. Written copies of the rule must be provided to make sure that those team managers who cannot understand fluent spoken English can always relate to a document even after the meeting. Confusion arises very easily when a new rule or interpretation is put in place, and we, judges, should make sure this confusion does not cause the archers to lose points.

Here is an example of a new procedure being implemented and a suggestion that it should continue to be used in future events (1969 World Championships):

To overcome the difficulty which could arise from a recurrence of more than one bounce off the same target face it was decided to introduce a system whereby an archer would signal with his bow held above his head where and whenever a bounce occurred and that the Field Captain would then stop the next group of archers from shooting until the T.C. had gone up to the butt and marked the hole. This system proved to be very satisfactory and although there were further bouncers no difficulty was experienced with its control.

This Committee strongly recommend to F.I.T.A. Congress the adoption of this procedure for all future Tournaments in the interests of smooth functioning.

This type of information is the one required at the end of our current reports, as they aim at improving procedures in the future. It is often necessary to come up with solutions to unexpected issues. We should recall that at the Olympic Games in Barcelona, the rule in place was that the judges would raise a yellow flag for a 1-meter-line violation, and the flags the judges were given were quite large. It was then suggested that the rule (would be a bylaw now) be changed to use a card so as not to intimidate the archers with such a huge visual signal. This was modified at the Olympics and thereafter implemented as we now know it.

The judges' concern about the quality of the buttresses at Valley Forge in 1969 was shared in the following section of the report.

This Committee was also concerned at the large numbers of bounces that had been recorded off these butts and as such bounces appeared to have a very upsetting effect on competitors it is recommended that F.I.T.A. give consideration to the standard of butts that ought to be used in future World Championship Tournaments and especially to those butts that are to be used in the Olympic Games.

These comments on the butts fall within the same area regarding the venue and its equipment as the following in reports on major events held in 2019.

Hyundai World Championships, Den Bosch: *"Space on the field for archers, bows and coaches needs to be larger. It was difficult to walk avoiding the risk of tripping over a bow."*

Youth World Championships, Madrid: *"There was no space to have equipment behind the waiting area, neither was there any space for doing equipment inspection. We need to be careful when selecting venues to ensure that we have space available for these purposes."*



Though the venues used for these two latter events may not be used for World Archery events soon, the information above must be a tool for the World Archery Events team when they approve venues for future events.

Another important area is tournament schedule and its implication in the use of judges. This was referred to in the report submitted by the Judges Commission officiating at the European Games in Minsk:

"The schedule of the Finals field had no breaks in it at all apart from 10 minutes when we changed distance. This meant that the judges were unable to have any lunch or bathroom breaks. The person most affected was the DoS, who could not leave his post at all. In the future, if a similar schedule is used extra judges will need to be provided. At least there should be 1 judge to act as a second DoS and ideally another two judges (one for the targets and one for the line) to allow more judges and a break during the day so they can be rested, well, and focused to do the job properly."

Information on procedures applied and rules broken by archers must also be included. In the fragment below, taken from the Judges' report on the 1974 European Championships in Zagreb, you will find reference to a standing rule that was broken. At that time it was considered a violation if an archer brought an arrow that bounced from the target back to the shooting line once its value was decided by a judge but before the whole end was finished (the archer needed to shoot more arrows after his end was interrupted due to the bouncer).

10 bouncers were controlled during the two days. It was observed that on one occasion an archer was allowed to bring his arrow back to the shooting line after a bouncer. This infraction of the rules was brought to the attention of the T.C. member controlling that target. Several dress regulation infractions were observed and controlled by the T.C. The T.C. attempted to keep all unauthorized persons off the Tournament field, this was made difficult due to inadequate identification badges. After 96 arrows one lady archer retired from the field leaving only one archer remaining on her target. The T.C. controlling her targets supervised the scoring. Only one archer shot out of the time limit and his highest arrow was forfeited. It was noted that neither Leader Boards had facilities for total number of arrows shot.

Most of you will probably think that part of the paragraph above was written quite recently. We all know it is a nightmare to control the number of officials on the field. We are happy that World Archery has started to implement procedures and rules to reduce the number of team officials: scanning accreditation cards to allow access, and the latest rule reducing the total number of officials with the right to have an accreditation card to 50% of the number of archers on a team.

One very important session of our reports now is the list of archers who have been warned. Reasons for the warnings can be high or side draws, dress regulations, equipment infringements, accreditation and upgrade violations, and behavior. At least this section of the report must be made available to the CoJ of the next WA event so that the judges can verify that warned archers are now complying with the rules. Here are the numbers of archers reported in the last season:

2018 Rome Archery Trophy:	1 archer
2019 World Cup in Shanghai:	2 archers

2019 World Cup in Antalya:	3 archers
2019 Para World Championships:	14 archers, 3 officials and 15 teams
2019 Hyundai World Championships:	7 archers, 4 officials and 1 team
2019 World Cup in Berlin:	2 archers and 6 teams
2019 Universiade:	1 team



Our Committee suggests that notes for the final report should be taken daily during the event, so that no important information is forgotten. The Deputy Chair should be given the responsibility to collect input from all the judges so that all members of the commission can contribute. Photos should be taken to illustrate the points included in the report.

So that the report is professionally drafted and submitted, all information included in it must be discussed with the parties concerned before the report is sent to World Archery and our committee. This should include the Organizing Committee, the archers and officials reported as warned and each judge who has made a mistake.

Let us make our reports documents worth reading and a tool for the World Archery event team and Judges Committee to work on to improve the quality of judging and of international events in general.

5. Equipment Inspection Barebow in Target Archery

Barebow is now a part of Book 3 – Target Archery which is why we would like to give you some examples of what you might encounter during an equipment inspection for barebow at Target Archery events.

Remember that the intent of a bow in the barebow division is set already in the word “barebow”. The bow is intended to be bare, no stabilizers, no added dampening and no sight!

The entire bow, unstrung but with all permitted accessories, shall be capable of passing through a hole or ring with a 12.2cm inside diameter (Book 3, 11.4.1). You will need such a device in order to conduct an equipment inspection for Barebow. There are some available for sale, or you can make your own. Some of these rings have an opening in the ring that allows you to check a strung bow by allowing the string to pass through the opening in the ring.

Riser

The riser can be of any material, so there is no difference to a riser in the Recurve division in this regard. Attention must be paid to possible marks on the riser which can assist the archer in aiming. In general, multi-coloured risers and trademarks on the riser are allowed, but "if the area within the sight window is coloured in such a way that it could be used for aiming, then it must be taped over" (Book 3, 11.4.1.1).



Above is an example from an interpretation. This riser is not allowed, the white writing must be taped over.


Another example of a forbidden riser:



The protrusion must be taped over and be made invisible. It is not allowed because it is within the bows sighting range and could be used for aiming.



This is a "Smart Riser" and not allowed in the barebow division, because it is an hydraulic riser which allows for shock absorption and weights to be installed above the grip, which is contravening the WA-rules. Remember that when something is added to the riser, it can only be added below the grip.



Sight window



The first generation of the riser Spigarelli Revolution (left-hand side) is not allowed due to the half round cut out section within the sight window. In the second generation (picture on the right-hand side), this cut out section is only on the outer side, not inside the bow window, so this riser is allowed in the Barebow division.

If you happen to stumble upon an old Hoyt Aerotec riser, those do not fit through a 12.2cm bow ring.

Arrow rests and adjustable pressure buttons are permitted. The overdraw limit is 2cm.

String

The string can be of any material with a centre serving and one or two nocking points. String dampeners are not allowed. The string can be multi-coloured, but there must not be any markings to assist in aiming. Lip marks or nose marks are not allowed. Also, make sure the string serving "ending" does not create a reference point which could be used for aiming, the serving should not end in front of the eye of the archer at full draw.

Limbs

Trademarks on the limbs are allowed, even on the inside of the upper limb. Limb dampeners are permitted.

Weights/Dampeners

Weights can only be added only to the lower part of the riser below the grip and they must be of a shape that the bow fits through a hole or a ring with a diameter of 12.2cm. The weights must be mounted directly to the riser without any extensions, dampening or similar devices. Stabilizers are forbidden. Vibration dampeners are only allowed if they are part of the bow (Book 3, 11.4.6.1), and they should not be a stabilizer.



This is a rubber dampener which is not allowed in the Barebow division.



Here you can see a weight whose cover plate can be unscrewed. There is a spring inside and you can put sand or small lead balls in it which will be condensed by the spring when screwing the cover plate down. If you condense it in the right way, it is just a weight which is allowed. When you hear a sound while shaming it, it is not condensed to the full extent and now has the same effect as a dampener, which is not allowed. Be careful about that!



This is the riser Gillo G1. It has a removable cover (left side). Under the cover (right side) there is space to put weights or dampeners. Weights (directly attached to the riser) are allowed, dampeners are not. You can distinguish dampeners from weights when you see for example rubber or any soft material. The judge has the right to request from the archer to disassemble a part of his equipment during the equipment inspection to see if the equipment under cover is not contravening the rules.

Arrows

The rules for arrows in the Barebow division are the same rules that apply to arrows in the Recurve division. But be aware that a draw check device is not permitted, so the arrows shall not have any marks on the arrows or points serving as a draw check indicator.

Finger protection

The archer can use finger stalls, a glove or a tab. Anchor plates and finger separators are allowed. The stitching, if any, shall be uniform in size and colour. Marks and lines can be added to the tab, either directly on the tab or on a removable tape. These marks also must be uniform in size, shape and colour.



This tab is not legal in the barebow division, because it has two different colours. Here you have a clear reference point for string walking.



This tab is legal.

In addition, there are several interpretations on barebow which are worth reading!

6. Stress Management

Serving as a judge in an Archery tournament means a lot of stress and pressure. It is not just the pressure from outside (e.g. TV and media), but also the stress that you put yourself under.

What is "stress"? Stress is a reaction of the human body to a perception of a stimulus. The body releases the hormone adrenaline which leads to the heart beating faster, a raised blood pressure and an increased sweat production. It is called the fight or flight-response. In the situation of a tournament, too much adrenaline is detrimental to your concentration and performance. You should put in place a personal strategy to handle stress so that you can perform to the best of your abilities.

To keep your nervousness on a level manageable for you, and to help cope with the stress, there are some strategies you can follow:

Mental preparation

1. **Be well prepared.** Being prepared gives you a better feeling, because you do not need to fear situations where you have to apply the rules. If you do not know the rules or procedures to apply, you are more nervous and perhaps less focused.
What is "well prepared"?
 - Read the rules carefully and be sure you read the latest rules! Also read the latest interpretations. Make sure you are up to date with the rules before the tournament. Ask fellow judges if you have questions before the event.
 - Have all your equipment with you. If you have to borrow equipment because you forgot your own, you cannot focus your full concentration on your tasks, because a part of your concentration will shift to the correct handling of the new piece of equipment you are using.

- Have clothing with you that fits the weather. For example, if you are freezing, you cannot reach your full potential, because there is a disturbing factor which could be easily eliminated when you are well prepared.
- Being prepared means also being “mentally” prepared. Go through some difficult situations in your mind before going to a tournament or during the breaks or in the evenings. Take some time just to focus on that. Imagine situations that could happen on the field of play and think about how you would handle this particular situation. It will give you a better feeling for the next day. You really feel prepared and have more self-confidence. For a more comprehensive preparation before the tournament, read again the case studies in the Judges Newsletters. A lot of difficult situations are discussed there!
- Go through the Judges assessment form which you can find in the Judges’ Guidebook. You will be evaluated by your chairperson of judges at the end of the tournament. Think of each evaluation point and how you can act or what you can do to achieve a good score on it. And during the tournament: put it into practice!

2. **Train to stay focused.** Staying focused is one of the essential skills of a judge!

We are called “the Goldfish Generation”. Caused by the digital revolution, there is scientific evidence that our attention span is decreasing due to our permanent availability, overstimulation and constant exposure to social media and smartphones. A recent survey revealed that our average attention span is 8 seconds, decreasing by 33 % since the year 2000. In comparison, the attention span of a goldfish is 9 seconds. There is also a phenomenon called “digital dementia”. Because we can look up almost everything in our smartphones or the internet, we do not feel the need to memorize important things like phone numbers in our brains anymore.

Knowing this, you can take measures to train your brain, your attention span and your focus. Build up your own strategies! For example, develop an awareness of your user time of your smartphone and have strict times when you do not want to use it, e.g. in your bedroom. Set yourself a time when you switch off the phone for the day and enjoy the calmness! Switch off push notifications. You decide when you want to look for messages, not your smartphone! These are just a few examples.

Do some attention exercises every day!

Physical preparation

During a tournament, find time to take some short breaks. Just concentrate on your breath and your inhalation and exhalation. Only one minute is enough to calm your body down and bring back the concentration you need. Try it!

In the long run, learn a relaxation technique that is suitable for you. There are different kinds of very effective strategies, but it takes some time to master them. Autogenic training, progressive muscle relaxation by Jacobson, visualization, just to name a few. The aim of these techniques is to shorten the time to calm your body down and get in a state of relief to give you the possibility to reduce your nervousness and to think clearly. If you have mastered autogenic training, it needs only one word to get your body in a state of relaxation which is very helpful when you are at a tournament and under constant pressure.

In-between your appointments (like in the present situation, when you have a lot of time), do not stop to train your body! Do physical exercises to stay fit. As a judge, you must be fit, especially

when you are doing Field Archery and 3D. When you stop exercising for more than one month, you lose much in terms of physical fitness that you have worked hard for in the past! It is ok and also necessary to have relaxation times, but do not let your inner couch potato take control of you!

As a conclusion, it can be said that it is normal to be nervous, to have some kind of "stage fright". This is not only bad but can lead to a better performance. When you do not let these emotions control you, but you are able to control these emotions instead, they can help you to perform better. With the strategies above you will perform at your best!

7. Looking Forward

We are all currently going through probably one of the most unusual, difficult and frankly scary periods of our lives right now. Our Governments across the world have given us instructions to follow, many of which include little or no social contact. Some people, no doubt including many of our Judge colleagues and friends, are continuing to work on our behalf in key services such as health, security, food distribution, necessary retail and other roles deemed important, and we thank them all for their dedication and work.

I asked a few Judge colleagues (from across the World and the UK) what they were doing these days to remain focused, and many responded about the things they were doing which helped them to stay occupied and mentally strong during this period. This set me thinking about what we could do when this situation improves for us individually, and we can start looking forward to the re-introduction of archery competitions and to be able to return to Judging.

You will all have your own thoughts on this, but some ideas you may wish to consider should you have the time are:

- a) Checking up on new rules and interpretations issued earlier this year. Particularly look at the introduction of Target Barebow to the rule book – while not yet to be a part of International Competition, world records and target awards are available, and we should focus on the equipment rules, equipment inspection requirements, and the new rounds.
- b) Recap on process and procedures using the Judge Guidebook, and also reviewing the scoring process for finals field match play, issued in Newsletter 99.
- c) Check all your judging equipment and make sure it is ready for use – are all your uniforms for use Nationally, Regionally and Internationally ok?
- d) Consider holding local webinars or online conference calls to discuss rule changes and raise any questions you may have – discussion with colleagues can help. Contact the Judges Committee if there is anything that you then think needs further clarification.
- e) Recap on the "what-if" scenarios in the Judges newsletters from the last few issues – remember these come mainly from actual experiences, so it's good to look, recall your thoughts, and see what the answers were.
- f) Watching videos of previous events on You-Tube – World Cups, World Championships, Olympic Games etc, which may help visualize the reality of what you may hopefully be faced with in the near future.

One thing to consider further is how to treat that first time back out on the Field of Play (FOP) – in many cases it will be the same for the archers, coaches and of course the organisers – as Judges we are part of the overall team of people for the event, and we need to work effectively with all on the FOP and those supporting the event to ensure the experience for all is a good one and a welcome return to competition.

Stay Safe everyone!

8. Survey on Rules

Recently, WA asked on its Facebook page: "If you could change one rule in archery, what would it be?"

We would like to ask our judges a similar question and we invite you to think about that question and send us your answers by email, possibly with a proposal for a re-wording of the rule:

Which rule do you find hard to enforce as a judge?

9. Para Archery Equipment Inspection

There is often confusion when inspecting archery equipment for the para athlete. The most complicated piece of equipment to inspect is the wheelchair used by both W1 and W2 archers. It is important to remember that any athlete in a wheelchair has to follow the same general guidelines with a few exceptions for the W1 athlete. There may also be notations on the classification card that allow, for example, a higher back on the wheelchair. These exceptions will always be noted in the comment section of the classification card.

When inspecting the wheelchair for a Para athlete, there are several things a Judge need to look for. The wheelchair can only have four wheels on the ground when on the shooting line. There can have anti tipping devices on the back of the chair as long as they are not in contact with the ground. Bear in mind that these are different from the mechanical anti-rolling devices located on the back wheel of a wheelchair or the blocks that are allowed in the interpretation published 7th August 2012 to keep the chair from rolling backward when the athlete stands. The wheelchair can only be 1.25 meters long from the farthest point in the back of the chair up to and including the Archer's feet.



*Fig 1: Anti tipping devices
May not touch the ground*

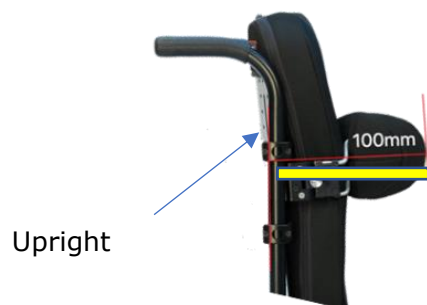


Mechanical anti-rolling is part of the wheelchair



Blocks and chocks described in the interpretation

A protrusion is a permitted body support that attaches directly to the upright of a wheelchair. It is allowed to be 100 mm from the upright of the chair and again, has to be 110 mm below the armpit of the archer. This will be listed on the classification card.



Fig, 2 The protrusion is attached to the upright of the chair and may not measure more than 100 mm.

Sometimes, an archer has a customized or molded back support that wraps around their body. This is not to be confused with the protrusion. The sides of the wheelchair back can only wrap around half the width of the Archer's body. The width of the archer's body is measured from the base of the sternum or breastbone to the mid back of the athlete.

It is important to note that a W1 is allowed to have both strapping and a protrusion while a W2 is allowed one or the other. On the classification card, it will say *permitted body support/strapping*.

Also note, the highest point of the chair has to be 110 mm below the athlete's armpit. A W1 may have a higher back on their chair but it will be mentioned on the classification card in the comments section.

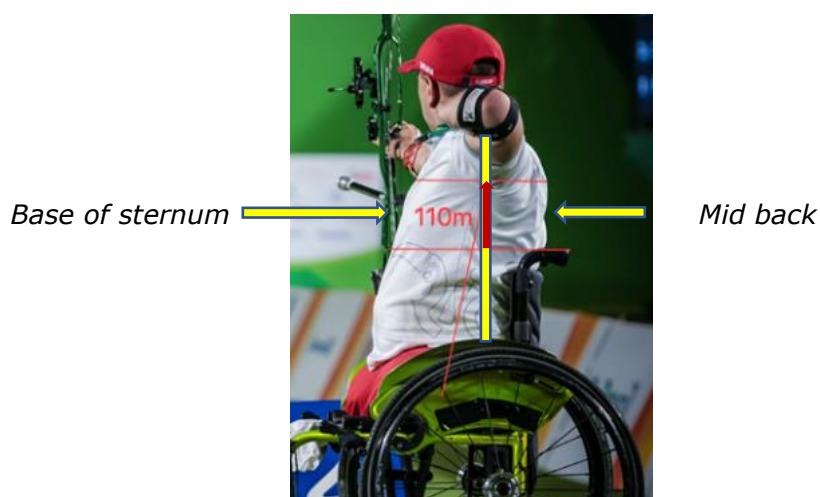


Fig. 3 A molded back support must be 110 mm below the athlete's armpit.

There are some things to look for on the field in regard to the wheelchair when an archer is shooting. An archer will be sitting straight up at equipment inspection but will naturally settle into their chair and may no longer have the 110 mm mandatory space between the highest part of their chair and their armpit. Why does this matter? The lower they get in the chair, the more support they have for their bow arm by stabilizing their scapula or shoulder blade. They will also raise their strapping higher than the allowed 110 mm to give them more trunk stability. It is our job to make sure they stay within the stated limitations. Wheelchair athletes may not have their feet on the ground when they are shooting, they must be on the footplates. Lastly, the back of some wheelchairs have adjustability and an athlete keeps it lower to shoot but will raise it again for comfort. You may have to spot check the height of the back of the chair as some athletes may forget to lower them again for shooting and may be out of compliance the next day.

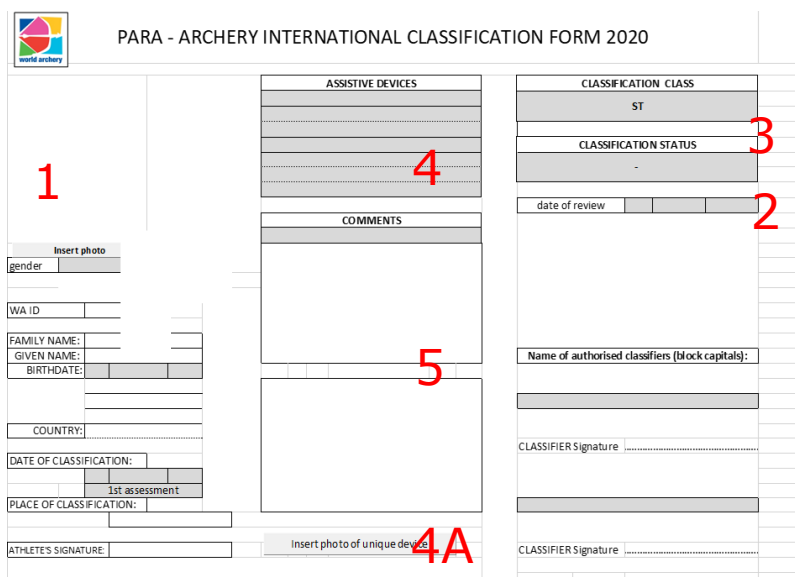
During a world ranking or a championship event, there will be a Classifier available to assist with interpreting the classification card and guidance on equipment.

Megan Tierney, IJ, IC and International Classifier

10. Para Archery Classification Card

Taking the Mystery out of the Classification Card

When looking at a Classification Card, many Judges are not sure which information is important for them to look at. The most critical areas to look at are the Archer's picture, their classification status, their classification, allowed assistive devices, and any comments that a Classifier has made.



The image shows a screenshot of the 'PARA - ARCHERY INTERNATIONAL CLASSIFICATION FORM 2020'. Red numbers are placed over the form to highlight specific areas:

- 1**: Points to the 'Insert photo' field on the left side of the form.
- 2**: Points to the 'date of review' field in the 'CLASSIFICATION STATUS' section on the right.
- 3**: Points to the 'CLASSIFICATION STATUS' section header on the right.
- 4**: Points to the 'ASSISTIVE DEVICES' section in the middle of the form.
- 5**: Points to the 'COMMENTS' section in the middle of the form.
- 4A**: Points to the 'Insert photo of unique device' field at the bottom of the form.

The athlete's photo (#1) serves as a way to identify that the classification card belongs to the athlete. The Classification status (#2) can be Confirmed (C), Review (R), or Review status with a fixed review date (FRD). An athlete with a Confirmed status has a condition that is considered permanent or

unchanging by the Classifiers. The Review status is for previously classified athletes that have a condition that is no longer eligible. They need to be classified again prior to competing again internationally. The Review status with a fixed date is for athletes that have a condition that may change. They will need to be classified again prior to that date. If the review date is in the middle of a tournament, the athlete must be classified prior to the beginning of the tournament.

The Classification Class (#3) can be a W1, W2, ST, or NE. The W1 (wheelchair 1) archer is the most impaired and sits in a wheelchair. They compete in their own division. A W2 (wheelchair 2) archer also uses a wheelchair and competes in the open division with standing archers. ST or standing archers compete in the Open Division with the W2s. They may also use a stool if it is on the classification card. NE is an archer who is not eligible to shoot as a Para Archer. This means they did not get the minimal qualifying points necessary to be classified.

The assistive devices (#4) and photos of unusual devices (#4A) list *WHAT AN ARCHER IS ALLOWED TO USE*. If it is not a normal piece of archery equipment or listed on the card, an archer is not allowed to use it. You will find items such as a wheelchair, strapping, an assistant, or release device. If it is unusual, the Classifiers will take a picture and put it on the card in the photo (#4A) section.

The comment section (#5) will have miscellaneous comments from the Classifier. This is where you would find an exception to the higher back on a wheelchair, for example, or other notes from the Classifiers.


The last thing to consider with a Classification card is the date the athlete was classified. In April 2014, all athletes needed to be reclassified and all W1s needed to be reclassified as of October 2017.

Megan Tierney, IJ, IC and International Classifier

11. Karla Cabrera – 2019 Judge of the Year



As was announced in Newsletter 100th, World Archery included the title of Judge of the Year in their awards at the end of 2019. We were given the task to propose four names as nominees. It was not easy to come up with only four names, as many judges performed outstandingly in the period. From this list of four judges we submitted, Ms. Karla Cabrera from the Philippines was the chosen one.



Last year, Karla served at important World Archery and continental events. She chaired the Judges Commission at the Para World Championships in the Netherlands and did a great job. In addition to leading the commission to a successful event, her report and judge assessments were very comprehensive and useful. Later in the year, Karla officiated at the Tokyo test event, where her performance was also at an extremely high level. Ms. Cabrera was asked to chair a task force to draft the profile of a good chairman of judges. She coordinated the job of her group and presented remarkable results.

Karla was an international archer who represented her country at several major events in the 70's and 80's. She won individual and team medals at the South East Asian Games from 1977 to 1985 together with former International Judge and countrywoman Jocelyn Acop. Her experience as an archer certainly allows Karla to address archers and coaches politely and to listen to their concerns attentively.

Karla takes her job as a judge very seriously. She is courteous but still firm in her decisions. We are sure that if you had the privilege to work to Karla last year (or before), you will agree that she, as many other international judges, deserved to be nominated and chosen for this award.

Congratulations, Karla !

12. Pictures from recent Judges' Commissions



Indoor World Series in Nîmes, France



Indoor World Series Finals in Las Vegas

13. Pictures from the past

Even though the Olympic Games have been moved to 2021, 2020 is still an Olympic year. Archery returned to the Olympics in 1972 after more than 50 years. Here is a picture of the FITA officials (Judges and Council Members) in Munich.



14. Replies to the Case studies N°100

100.1

At the targets during scoring, an archer, whenever he is unsure of his arrow value, takes a magnifying glass out of his pocket and looks at the arrow with his magnifying glass before calling his arrow value. An opponent approaches you and complains about that. What would you do?

Reply:

All but a few of you replied that you would not prevent the archer from doing that, but would explain that if they are not sure, they should call a judge who make the final arrow call and that the archer has to be careful to not touch the arrow or the target and would observe that. We agree. The use of the magnifying glass by the archer does not make his opinion more valuable than the opinion of his opponents. It is the judge who is trained on how to use the magnifying glass to determine the value of an arrow and his decision is final.

100.2

An archer in a wheelchair places a camera and a tablet computer in front of the shooting line on the ground. On the tablet you can see the target face of the target the archer shoots at. When asked about the purpose, he says that he uses it instead of binoculars to see the impact of his arrow and he confirms that no other function of the tablet is possible because the tablet is in flight mode. Would you allow that?

Reply:

As almost all of you mentioned, we do not see any problem here, except when this causes a disturbance to the other archers. Although it is an electronic device, we do not see any advantage here for the archer. We should verify during the equipment inspection that the device is not used for other things like sight adjustment and is in flight mode and as a chairman, you should inform all judges about it and ask the judge who is assigned to that target to check from time to time.

100.3

What is the value of this arrow?



Reply:

Here, the opinions are split. Some would give the value of the arrow in which the arrow in question is struck, some would give an M. First of all, you have to check if this arrow belongs to this target face. As many of you noted, this is an indoor tournament and there are different kinds of arrows on that target face. Indeed, this is the 25 m round, in which two 60 cm target faces are placed on one target butt. Two archers will shoot on the same target face, so there are the arrows of two different archers.

Some of you refer to rule 14.2.6.3 which says that the arrow will score the same value as the arrow in which it is struck, when it has "hit in the nock and remain embedded therein", which is not the case here. But going by the intention of the rule and our principle to protect the score of the archer whenever possible, we also would give the benefit of the doubt and give the value of the arrow in which it is struck.

It appears that the arrow was shot using a light poundage bow. There is no other way this arrow may have gone through the other arrow's vane and been prevented from reaching the target. The arrow should receive a score as it was on its way to the target, despite the fact the rule specifies hitting the nock, etc. We should consider that not all situations are described in the rules book. Now, what value should the arrow receive? It would be difficult to determine the possible trajectory of the arrow had it not been stopped, so it should be given the same value as the arrow in the target.

15. New Case studies

101.1

In the shoot-off during a Bronze medal match of a major tournament, an archer shoots an arrow without vanes. He wins the shoot-off. His opponent files an appeal against the shoot-off claiming that the arrow of his opponent is not legal, because in the rules, the definition of an arrow includes vanes. Would you uphold the appeal if you were in the Jury of Appeal?

101.2

At a Para Event there are very few W1 archers competing and it is not possible to have a W1 team round. A team manager approaches you asking to allow their only W1 man to complete their compound men open team as they have two archers in this category only. The team manager argues that the W1 and Compound Open categories shoot at the same distance. What would you do?

Replies to case studies should be sent to sderiaz@archery.org before May 31, 2020